



D8 DZUS® PANEX Quarter-Turn Fasteners

Studs · Size 6

Material and Finish


Studs: Steel, zinc plated and chromate or chrome plated or stainless steel

Key: Steel with zinc plate and chromate

Bail cover: ABS, black

Accessories

Tamper resistant stud key:
Part number: D8-316-007-969



82

85

D8

D9

D1

D4

D5

D7

NY



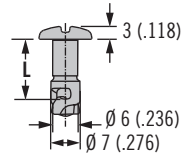
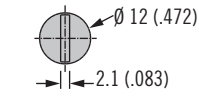
Installation Notes

Bail cover: A Retainer must be fitted under the stud head to fit flush with surface

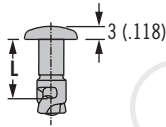
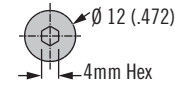
Retainer part number D8-326-100-040 (see page 403)

H Head Styles - Tool Actuated

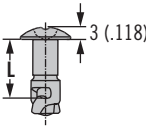
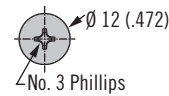
Oval Slot



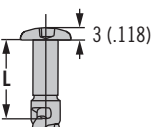
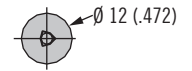
Hex Recess



Phillips Recess

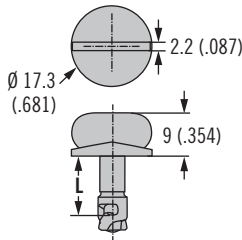


Tamper Resistant

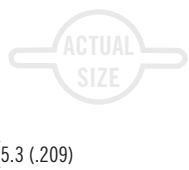
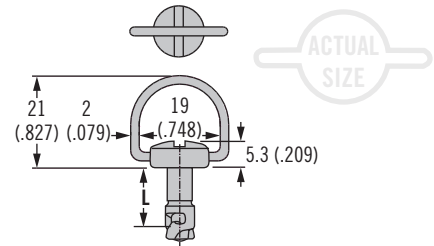


H Head Styles - Hand Actuated

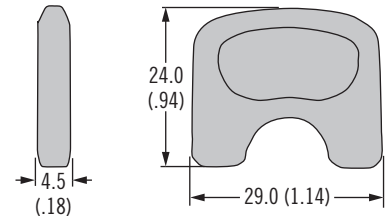

Wing



Bail

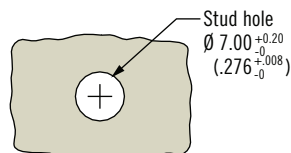


Optional Bail Cover



Bail Cover Part Number
D8-6-B-000

Stud Panel Preparation



www.southco.com/D8

Dimensions in millimeters (inch) unless otherwise stated

DZUS®

southco®
CONNECT · CREATE · INNOVATE

D8 DZUS® PANEX Quarter-Turn Fasteners

Stud selection · Size 6



Part Number Selection

H Head style

- 1 Slot recess
- 2 Hex recess
- 3 Wing
- 4 Bail (standard stud only)
- 6 Tamper resistant
- 7 Phillips recess

F Finish

- 170 Chrome plated
- 190 Zinc plated
- 191 Zinc plated, black
- 200 Stainless Steel (Slot recess, Hex recess, Phillips recess)

D8 - 316 - H K - F

K Length

Enter number from selection table below

Stud Length Table											
A		B		C		D		E		K	L ±.15 ±(.006)
Min.	Max.	Min.	Max.	Min.	Max.	Min.	Max.	Min.	Max.		
TMT Range For: D8-336-400-121 D8-336-500-121		TMT Range For: D8-336-300-121 D8-336-310-121 D8-336-330-121		TMT Range For: D8-336-200-190		TMT Range For: D8-336-100-300		TMT Range For: D8-336-110-190			
~	~	1.5 (.06)	2.4 (.09)	~	~	~	~	~	~	09	9 (.354)
2.5 (.10)	3.4 (.13)	2.5 (.10)	3.4 (.13)	~	~	~	~	~	~	10	10 (.394)
3.5 (.14)	4.4 (.17)	3.5 (.14)	4.4 (.17)	~	~	~	~	~	~	11	11 (.433)
4.5 (.18)	5.4 (.21)	4.5 (.18)	5.4 (.21)	~	~	0.7 (.03)	1.6 (.06)	1.7 (.07)	2.6 (.10)	12	12 (.472)
5.5 (.22)	6.4 (.25)	5.5 (.22)	6.4 (.25)	~	~	1.7 (.07)	2.6 (.10)	2.7 (.11)	3.6 (.14)	13	13 (.512)
6.5 (.26)	7.4 (.29)	6.5 (.26)	7.4 (.29)	~	~	2.7 (.11)	3.6 (.14)	3.7 (.15)	4.6 (.18)	14	14 (.551)
7.5 (.30)	8.4 (.33)	7.5 (.30)	8.4 (.33)	~	~	3.7 (.15)	4.6 (.18)	4.7 (.19)	5.6 (.22)	15	15 (.591)
8.5 (.33)	9.4 (.37)	8.5 (.33)	9.4 (.37)	0.8 (.03)	1.7 (.07)	4.7 (.19)	5.6 (.22)	5.7 (.22)	6.6 (.26)	16	16 (.630)
9.5 (.37)	10.4 (.41)	9.5 (.37)	10.4 (.41)	1.8 (.07)	2.7 (.11)	5.7 (.22)	6.6 (.26)	6.7 (.26)	7.6 (.30)	17	17 (.669)
10.5 (.41)	11.4 (.45)	10.5 (.41)	11.4 (.45)	2.8 (.11)	3.7 (.15)	6.7 (.26)	7.6 (.30)	7.7 (.30)	8.6 (.34)	18	18 (.709)
11.5 (.45)	12.4 (.49)	11.5 (.45)	12.4 (.49)	3.8 (.15)	4.7 (.19)	7.7 (.30)	8.6 (.34)	8.7 (.34)	9.6 (.38)	19	19 (.748)
12.5 (.49)	13.4 (.53)	12.5 (.49)	13.4 (.53)	4.8 (.19)	5.7 (.22)	8.7 (.34)	9.6 (.38)	9.7 (.38)	10.6 (.42)	20	20 (.787)
13.5 (.53)	14.4 (.57)	13.5 (.53)	14.4 (.57)	5.8 (.23)	6.7 (.26)	9.7 (.38)	10.6 (.42)	10.7 (.42)	11.6 (.46)	21	21 (.827)
14.5 (.57)	15.4 (.61)	14.5 (.57)	15.4 (.61)	6.8 (.27)	7.7 (.30)	10.7 (.42)	11.6 (.46)	11.7 (.46)	12.6 (.50)	22	22 (.866)
15.5 (.61)	16.4 (.65)	15.5 (.61)	16.4 (.65)	7.8 (.31)	8.7 (.34)	11.7 (.46)	12.6 (.50)	12.7 (.50)	13.6 (.54)	23	23 (.906)
16.5 (.65)	17.4 (.69)	16.5 (.65)	17.4 (.69)	8.8 (.35)	9.7 (.38)	12.7 (.50)	13.6 (.54)	13.7 (.54)	14.6 (.57)	24	24 (.945)
17.5 (.69)	18.4 (.72)	17.5 (.69)	18.4 (.72)	9.8 (.39)	10.7 (.42)	13.7 (.54)	14.6 (.57)	14.7 (.58)	15.6 (.61)	25	25 (.984)
18.5 (.73)	19.4 (.76)	18.5 (.73)	19.4 (.76)	10.8 (.43)	11.7 (.46)	14.7 (.58)	15.6 (.61)	15.7 (.62)	16.6 (.65)	26	26 (1.02)
19.5 (.77)	20.4 (.80)	19.5 (.77)	20.4 (.80)	11.8 (.46)	12.7 (.50)	15.7 (.62)	16.6 (.65)	16.7 (.66)	17.6 (.69)	27	27 (1.06)
20.5 (.81)	21.4 (.84)	20.5 (.81)	21.4 (.84)	12.8 (.50)	13.7 (.54)	16.7 (.66)	17.6 (.69)	17.7 (.70)	18.6 (.73)	28	28 (1.10)
21.5 (.85)	22.4 (.88)	21.5 (.85)	22.4 (.88)	13.8 (.54)	14.7 (.58)	17.7 (.70)	18.6 (.73)	18.7 (.74)	19.6 (.77)	29	29 (1.14)
22.5 (.89)	23.4 (.92)	22.5 (.89)	23.4 (.92)	14.8 (.58)	15.7 (.62)	18.7 (.74)	19.6 (.77)	19.7 (.78)	20.6 (.81)	30	30 (1.18)

To select correct fastener:

1. Select receptacle

Choose a receptacle from pages 400-402

2. Select retainer and accessories

from page 403 and note any adjustment values

3. Specify stud length

Calculate the total material thickness (TMT) using the formula given for the receptacle selected. Find the range of TMT using the stud length selection table (left) using the column (A, B, C, D or E) given for the receptacle selected.

4. Complete the stud part number

by specifying the head style **H**, stud length **K**, and material **M**


Example:

For rivet-on

D8-336-400-121 use column A
For TMT value calculated as 5.2 (.206), K = 12

For slotted head style in steel material, completed part number: D8-316-112-190

A complete example can be found on page 377.



D8 DZUS® PANEX Quarter-Turn Fasteners

Receptacles · Size 6

Material and Finish

Steel, zinc immersion coating or stainless steel

Installation Notes

Install with $\varnothing 3$ (.125) rivets

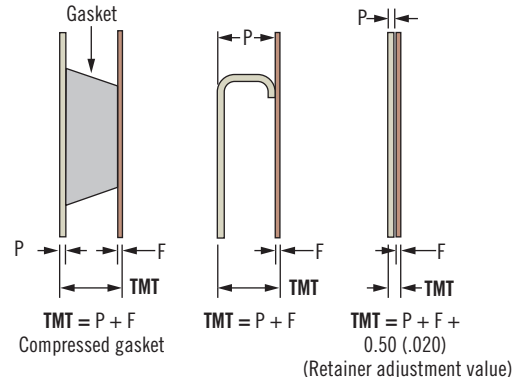
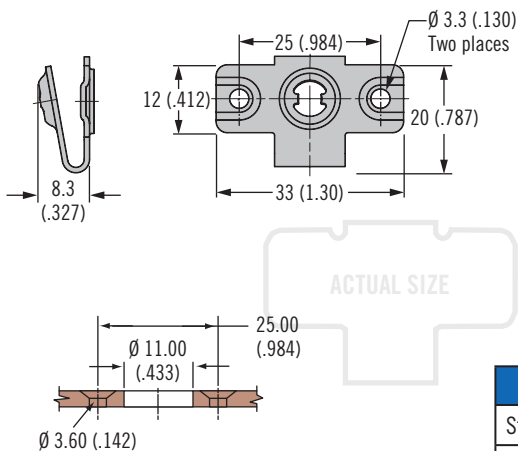
Part Number

See table

Notes

Utilize stud selection column indicated when choosing a stud length from the stud length table on page 399

Rivet-On



Part Number	Stud Selection Column
Steel	D8-336-400-121
Stainless steel	D8-336-400-200

Material and Finish

Steel, zinc immersion coating

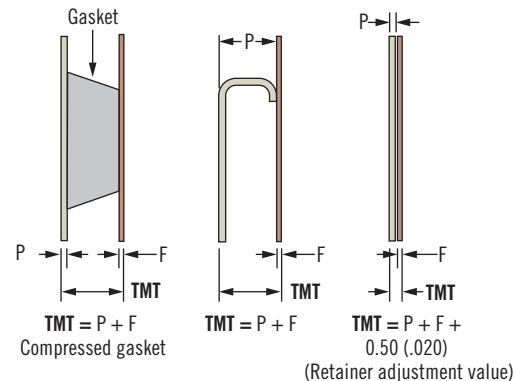
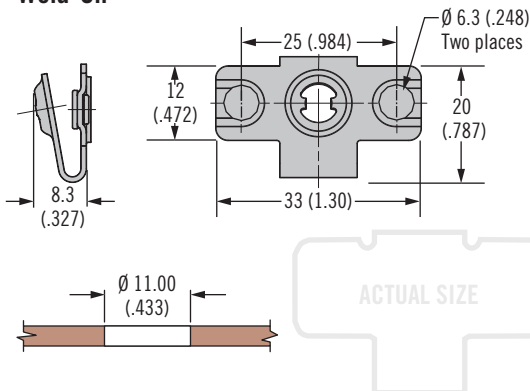
Part Number

See table

Notes

Utilize stud selection column indicated when choosing a stud length from the stud length table on page 399

Weld-On



Part Number	Stud Selection Column
D8-336-500-121	A

Material and Finish

Steel, zinc immersion coating

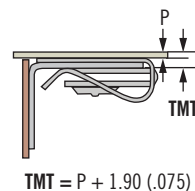
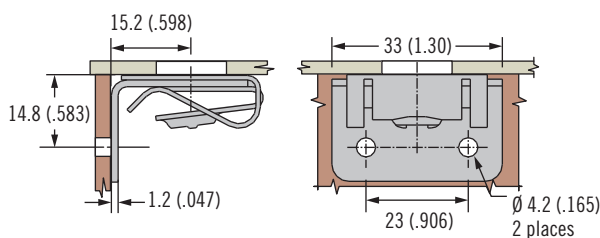
Part Number

See table

Notes

Utilize stud selection column indicated when choosing a stud length from the stud length table on page 399

Side Mount



Part Number	Stud Selection Column
D8-336-310-121	B

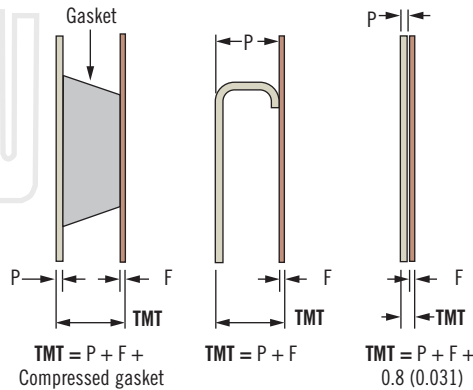
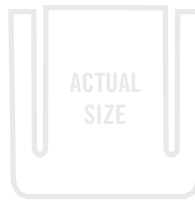
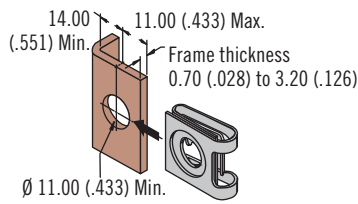
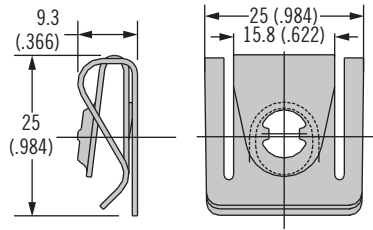
Dimensions in millimeters (inch) unless otherwise stated

D8 DZUS® PANEX Quarter-Turn Fasteners

Receptacles · Size 6



Clip-On



Part Number	Stud Selection Column
D8-336-300-121	B

Material and Finish

Steel, zinc immersion coating

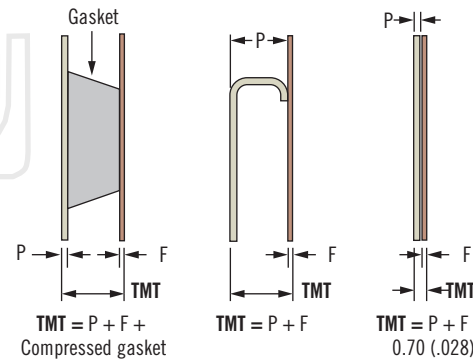
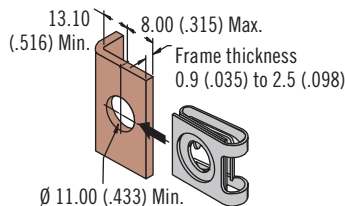
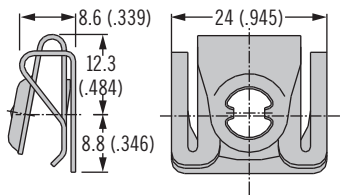
Part Number

See table

Notes

Utilize stud selection column indicated when choosing a stud length from the stud length table on page 399

Clip-On - Mini



Part Number	Stud Selection Column
Steel	D8-336-330-121
Stainless steel	D8-336-330-200

Material and Finish

Steel, zinc immersion coating or stainless steel

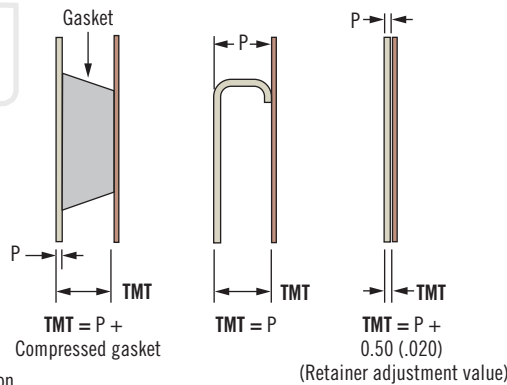
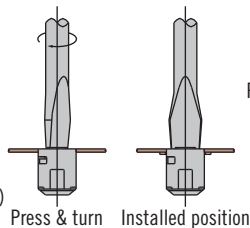
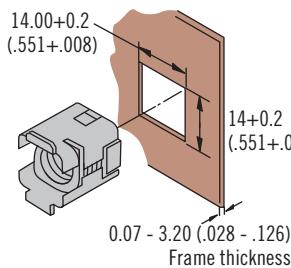
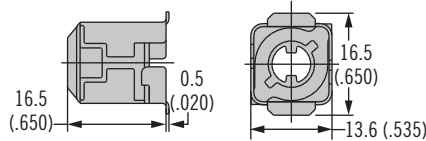
Part Number

See table

Notes

Utilize stud selection column indicated when choosing a stud length from the stud length table on page 399

Front Mount



Part Number	Stud Selection Column
D8-336-200-190	C

Material and Finish


Steel, zinc plated and stainless steel

Part Number

See table

Notes

Utilize stud selection column indicated when choosing a stud length from the stud length table on page 399



D8 DZUS® PANEX Quarter-Turn Fasteners

Receptacles · Size 6

Material and Finish

Brass and steel, zinc plated

Installation Notes

Press receptacle flush to frame

Notes

Receptacle shown installed flush to the frame. To eliminate the gap between the frame and outer panel, install to a depth \geq the thickness of the selected retainer. This depth should be added to the TMT.

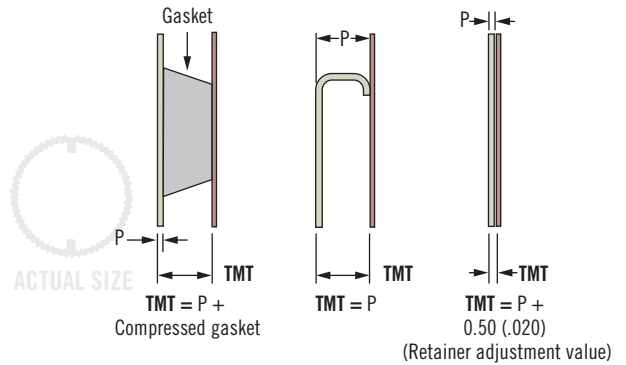
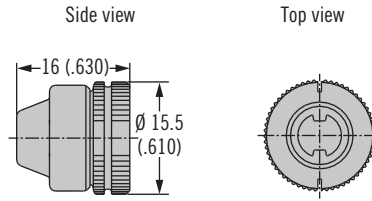
Part Number

See table

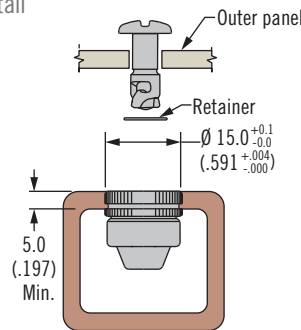
Notes

Utilize stud selection column indicated when choosing a stud length from the stud length table on page 399

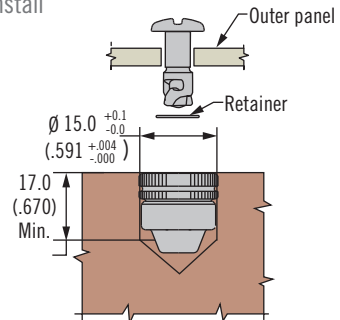
Press-In - Front Mount



Solid Install



Blind Install



Part Number	Stud Selection Column
D8-336-100-300	D

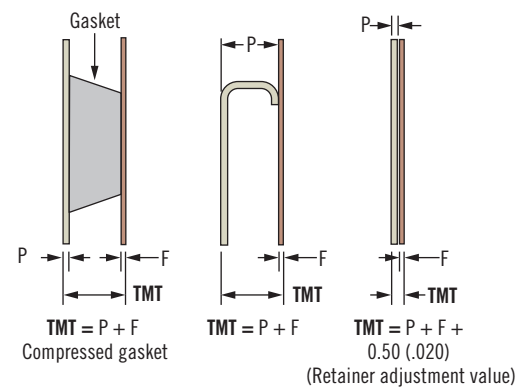
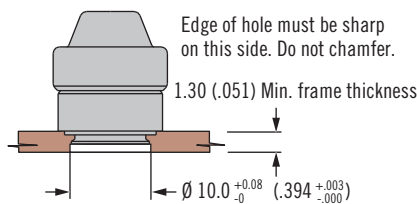
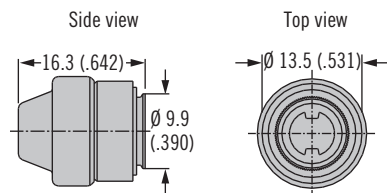
Material and Finish

Steel, zinc plated

Installation Notes

See page 543 for installation guidelines

Press-In - Self-Clinching



Part Number

See table

Notes

Utilize stud selection column indicated when choosing a stud length from the stud length table on page 399

Part Number	Stud Selection Column
D8-336-110-190	E



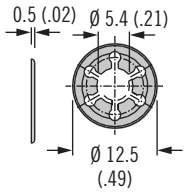
D8 DZUS® PANEX Quarter-Turn Fasteners

Retainers and Accessories · Size 6

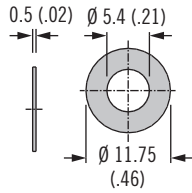


403

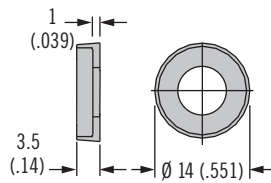
Retainer Push-On, Stainless Steel



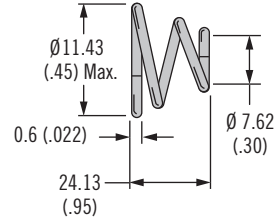
Retainer Push-On, Plastic



Cupped Washer

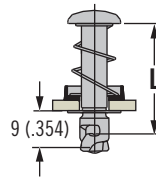


Ejector Spring



Ejector Spring and Cup Assembly

(Must be secured with stainless steel retainer)



Type	Part Number	Material	Adjustment Value
Push-on plastic	D8-326-100-040	High density polyethylene, black	Included in TMT calculation
Push-on	D8-326-101-200	Stainless steel	
Cupped washer	D8-376-001-049	Thermoplastic, black	Add 1.00 (.039)
Ejector spring	D4-EHF5-3-950QA	Stainless steel	Add 1.00 (.039)

Material and Finish

See table

Accessories

When using the ejecting version add 2 (.079) to your TMT

Notes

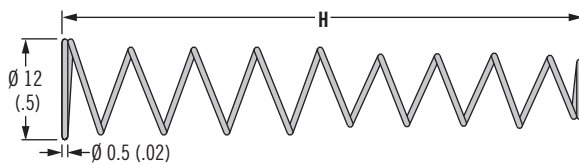
Cupped washer only available for tool recess head styles (slot, Phillips, hex, tamper resistant)

Assembly consists of spring, cup and stud ordered separately, shipped bulk

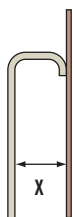
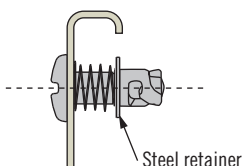
Part Number

See table

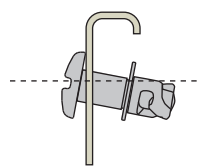
Retainer Spring (Must be secured with steel retainer)



With Retaining Spring



Without Retaining Spring



Part Number	H	X Min.	X Max.
D8-326-200-200	48 (1.89)	19 (.75)	44 (1.73)
D8-326-201-200	25 (.98)	5 (.197)	21 (.83)