



AC Cables

Cable Assembly

- Connecting actuators with rotary latches
- Standard offering of cable assemblies

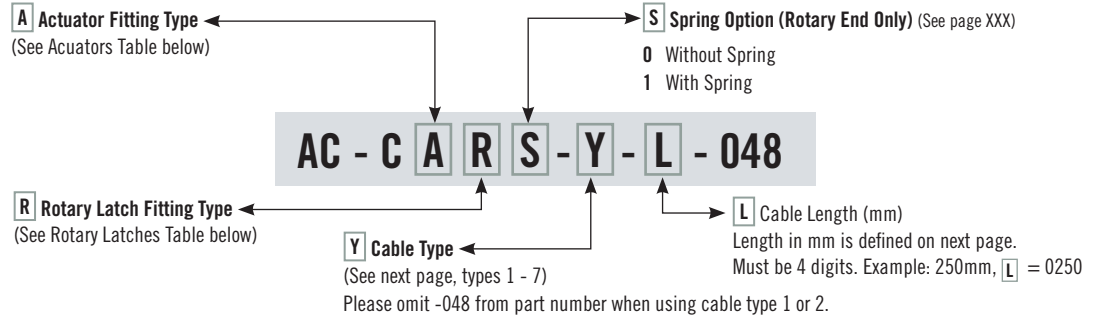
Material and Finish

Cable: Stainless steel

Liner: Acetal

Jacket: Polypropylene

Cable Assembly Part Number Selection



Fitting Type													
Barrel Fitting		L Fitting		Z Fitting		Eyelet Fitting		Ball Fitting		Threaded Fitting		Bare Cable	
A & R	Material	A & R	Material	A & R	Material	A & R	Material	A & R	Material	A & R	Thread	A & R	Material
A	Die-Cast	B	Plated Steel	C	Plated Steel	D	Stainless Steel	H	Stainless Steel	E	M4	0	Stainless Steel
J	Stainless Steel	K	Stainless Steel							F	8-32		

Actuators			
Single-Point		AC-60 Page 268	Barrel Fitting
		AC-70 Page 268	
		AC-80 Page 269	
		AC-75* Page 269	
		AC-M1 Page 271	
Multi-Point		AC-10* Page 264	L Fitting
		AC-30 Page 266	
		AC-40 Page 267	Eyelet Fitting
		R3-20 Page 238	
		64-40 Page 250	
	E5 Page 128	Bare Cable	

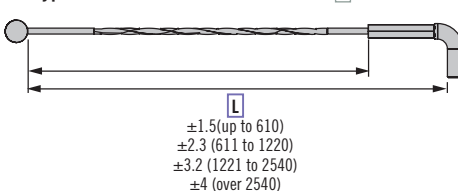
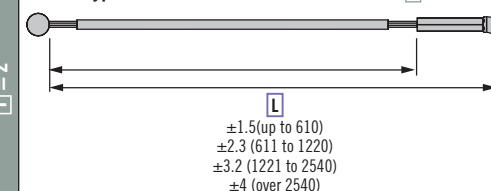
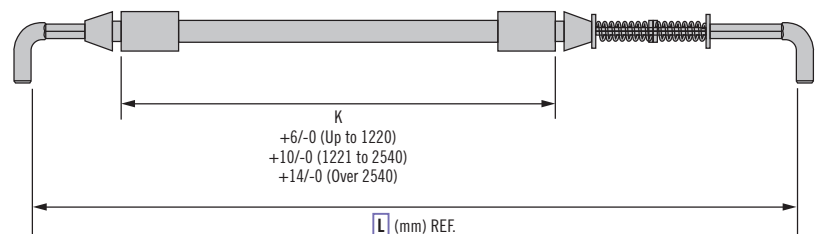
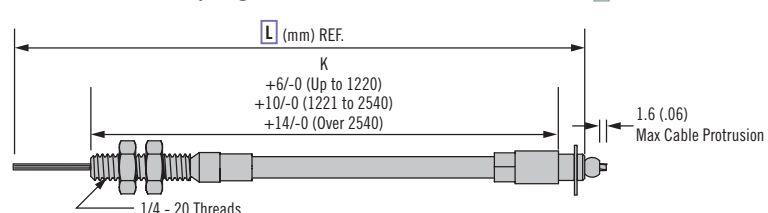
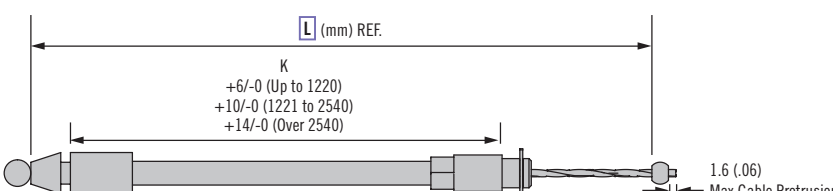
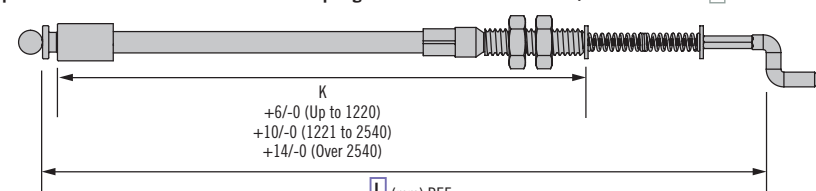
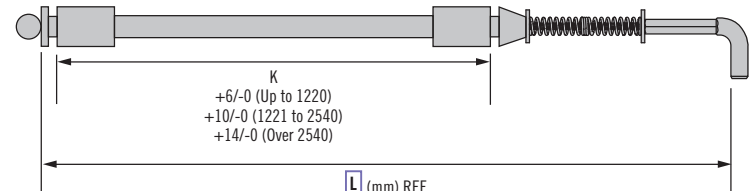
*AC-10 and AC-75 must use Type 6 or 7 Cable

Rotary Latches			
Non-FMYSS Compliant		R4-10 Pages 256-259	L Fitting
		R4-20 Page 262	
FMYSS Compliant		R4-30 Pages 260-261	Ball Fitting
		R4-50 Page 263	
		R4-EM Page 30	
Electronic Access		R4-EM Page 32	Ball Fitting
		R4-EM Page 28	
	EM-05 Page 40		



Cable Assembly

Y Cable Type L Cable Length

Y = 1	<p>Type 1 - Bare Cable (P/N AC-CAB0-1-L as shown)</p>  <p>±1.5 (up to 610) ±2.3 (611 to 1220) ±3.2 (1221 to 2540) ±4 (over 2540)</p>	<p>Type 2 - Coated Cable (P/N AC-CAB0-2-L as shown)</p>  <p>±1.5 (up to 610) ±2.3 (611 to 1220) ±3.2 (1221 to 2540) ±4 (over 2540)</p>
Y = 3	<p>Type 3 - Jacketed Cable with End Coupling Retainers (Shown with Spring Option) (P/N AC-CBB1-3-L-048 as shown)</p>  <p>K +6/-0 (Up to 1220) +10/-0 (1221 to 2540) +14/-0 (Over 2540)</p> <p>L (mm) REF.</p>	
Y = 4	<p>Type 4 - Jacketed Cable with Snap Ring and Threaded Retainers (P/N AC-COH0-4-L-048 as shown)</p>  <p>L (mm) REF.</p> <p>K +6/-0 (Up to 1220) +10/-0 (1221 to 2540) +14/-0 (Over 2540)</p> <p>1.6 (.06) Max Cable Protrusion</p> <p>1/4 - 20 Threads</p>	
Y = 5	<p>Type 5 - Jacketed Cable with Snap Ring and End Coupling Retainers (P/N AC-CAH0-5-L-048 as shown)</p>  <p>L (mm) REF.</p> <p>K +6/-0 (Up to 1220) +10/-0 (1221 to 2540) +14/-0 (Over 2540)</p> <p>1.6 (.06) Max Cable Protrusion</p>	
Y = 6	<p>Type 6 - Jacketed Cable with Snub End Coupling and Threaded Retainers (P/N AC-CAC1-6-L-048 as shown)</p>  <p>K +6/-0 (Up to 1220) +10/-0 (1221 to 2540) +14/-0 (Over 2540)</p> <p>L (mm) REF.</p> <p>*AC-10 and AC-75 can only use Snub End Coupling.</p>	
Y = 7	<p>Type 7 - Jacketed Cable with Snub End Coupling and End Coupling Retainers (P/N AC-CAB1-7-L-048 as shown)</p>  <p>K +6/-0 (Up to 1220) +10/-0 (1221 to 2540) +14/-0 (Over 2540)</p> <p>L (mm) REF.</p> <p>*AC-10 and AC-75 can only use Snub End Coupling.</p>	

- For full product specifications on cable assemblies, refer to trade drawing J-AC-C.

Notes

Minimum cable length = 115mm (4.5)

The distance between where the cable mounting bracket engages the cable assembly and the point of engagement with the rotary latch is available in different lengths. Please call Southco for assistance.



AC Cables

Cable Assembly

S Spring Option (Rotary Side Only)

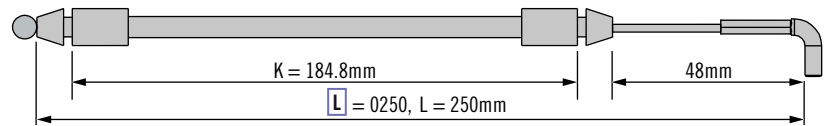
0 Without Spring

1 With Spring

0 Without Spring

Actuator End (Option A shown)

Latch End



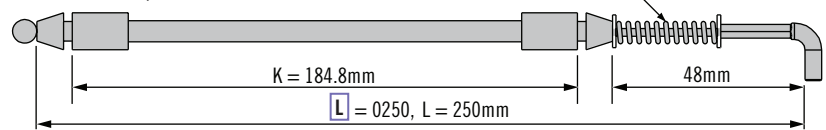
Cable Part Number Example: AC-CAB0-3-0250-048

1 With Spring

Actuator End (Option A shown)

Optional Spring (to ensure cable reset)

Latch End



Cable Part Number Example: AC-CAB1-3-0250-048

Other options available. For complete details on variety, part numbers, installation and specification, go to



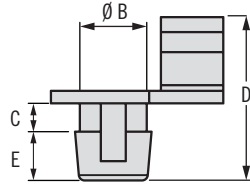
www.southco.com/AC

Dimensions in millimeters (inch) unless otherwise stated

southco[®]
CONNECT · CREATE · INNOVATE



Retainer Clip



- For use with $\varnothing 4$ (.157) rod or Southco cable assembly

Material and Finish

Clip: Acetal

Bracket: Steel

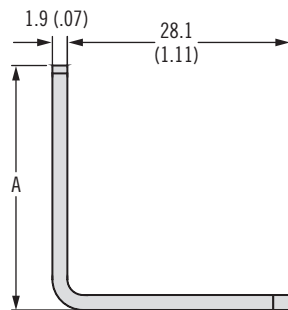
Part Number

See table

Latch Series	Trigger / Lever Type	Part Number	Color	B	C	D	E	Trigger / Lever Hole Diameter	Trigger / Lever Thickness
R4-05	Bottom	R4-0-60784	Beige	5.9 (.23)	3.5 (.13)	16.4 (.65)	2.8 (.11)	6.4 (.25)	3 (.12)
R4-10	Perpendicular In-line Two Point	R4-0-43922	Black	5.9 (.23)	2.5 (.10)	14.4 (.57)	4.3 (.17)	6.3 (.25)	2 (.08)
	Bottom / Top	R4-0-43922-2	Black	5.9 (.23)	4.5 (.18)	16.4 (.65)	4.3 (.17)	6.3 (.25)	4 (.16)
	Dual Trigger	R4-0-43922*	Black	5.9 (.23)	2.5 (.10)	14.4 (.57)	4.3 (.17)	6.3 (.25)	2 (.08)
		R4-0-43922-2	Black	5.9 (.23)	4.5 (.18)	16.4 (.65)	4.3 (.17)	6.3 (.25)	4 (.16)
R4-30	Perpendicular Two Point	R4-0-43922	Black	5.9 (.23)	2.5 (.10)	14.4 (.57)	4.3 (.17)	6.3 (.25)	2 (.08)
	Bottom	R4-0-43922-2	Black	5.9 (.23)	4.5 (.18)	16.4 (.65)	4.3 (.17)	6.3 (.25)	4 (.16)
R4-20	Bottom	R4-0-43922-1	White	6.3 (.25)	4.5 (.18)	16.4 (.65)	4.3 (.17)	6.7 (.26)	4 (.16)
R4-50	Perpendicular								

*Can also use R4-0-43922-3 (Red) for differentiation with other Retainer Clip (Black)

Cable Mounting Bracket



Part Number	A
R4-0-50253-1	31 (1.22)
R4-0-50253-2	28 (1.10)
R4-0-50253-3	19 (.75)

