

NOTES:

A. MATERIAL AND FINISH:

- HANDLE AND ESCUTCHEON: DIE CAST ZINC, CHROME PLATE OR BLACK POWDER COATING
- SHAFT: LOW CARBON STEEL, NICKEL PLATED.
- ROLL PIN, AND WAVE WASHER: SPRING STEEL, NICKEL PLATED
- RETAINING RING: DIE CAST ZINC, NATURAL
- LOCK SLIDE: DIE CAST ZINC, NATURAL
- LOCK PLUG: DIE CAST ZINC, CHROMATE DIP
- WAFERS: BRASS

- B. COSMETIC SPECIFICATION: ALL SURFACES UNLESS OTHERWISE NOTED ARE TO CONFORM TO A CLASS "C" DESIGNATION AS DESCRIBED IN SOUTHCO COSMETIC SPECIFICATIONS:
 S-121-01 - FOR CHROME PLATING AND S-121-03 FOR POWDER COATING.

- C. FLANGE GASKET AVAILABLE (SOLD SEPARATELY): 92-70-G

southco

PROPRIETARY ITEM - EXCEPT FOR USES EXPRESSLY GRANTED IN WRITING INFORMATION DISCLOSED HEREON IS CONFIDENTIAL AND ALL RIGHTS PATENT AND OTHERWISE ARE RESERVED BY SOUTHCO, INC.

No. 92 "L" HANDLE ASSEMBLY

DATE	DRAWN	CHKD	SCALE
04JAN2005	RLR	MDY	0.75:1

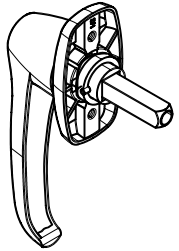
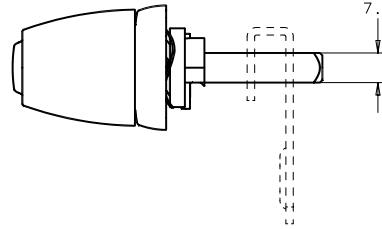
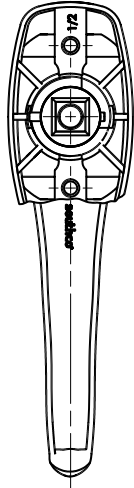
DRAWING NUMBER
J-92-70-1

REV	DATE	DRAWN/CHKD	DESCRIPTION
A	29MAR2005	RLR/AJH	PRN: P2005-0385
B	22JUN2005	MDY/AJH	PRN: P2005-0760
C	27JUN2005	VNI/RLR	PRN: P2005-0786
D	08AUG2005	CSC/MDY	PRN: P2005-1020

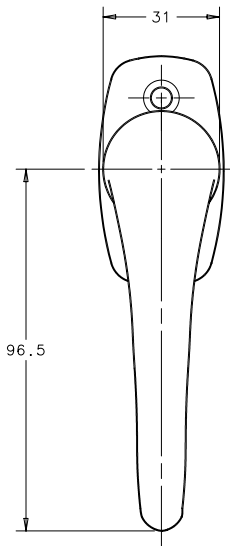
FINISH	SHAFT LENGTH	LOCKING		NON-LOCKING	
		TYPE A	TYPE B	TYPE A	TYPE B
CHROME	19.8 [.78]	92-70-111-10	92-70-211-10	92-70-101-10	92-70-201-10
	25.4 [1.00]	92-70-112-10	92-70-212-10	92-70-102-10	92-70-202-10
	38.1 [1.50]	92-70-113-10	92-70-213-10	92-70-103-10	92-70-203-10
	50.8 [2.00]	92-70-114-10	92-70-214-10	92-70-104-10	92-70-204-10
	63.5 [2.50]	92-70-115-10	92-70-215-10	92-70-105-10	92-70-205-10

FINISH	SHAFT LENGTH	LOCKING		NON-LOCKING	
		TYPE A	TYPE B	TYPE A	TYPE B
BLACK	19.8 [.78]	92-70-111-50	92-70-211-50	92-70-101-50	92-70-201-50
	25.4 [1.00]	92-70-112-50	92-70-212-50	92-70-102-50	92-70-202-50
	38.1 [1.50]	92-70-113-50	92-70-213-50	92-70-103-50	92-70-203-50
	50.8 [2.00]	92-70-114-50	92-70-214-50	92-70-104-50	92-70-204-50
	63.5 [2.50]	92-70-115-50	92-70-215-50	92-70-105-50	92-70-205-50

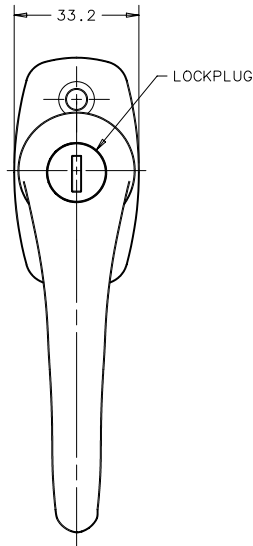
MILLIMETERS
 ALL DIMENSIONS WITHOUT TOLERANCES ARE FOR REFERENCE ONLY.
 THIRD ANGLE PROJECTION
 A3 PAPER SIZE



SCALE 0.5:1

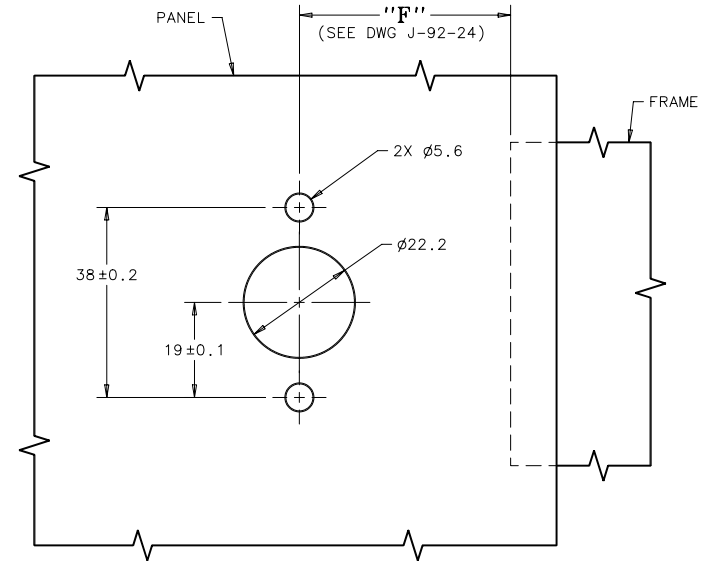
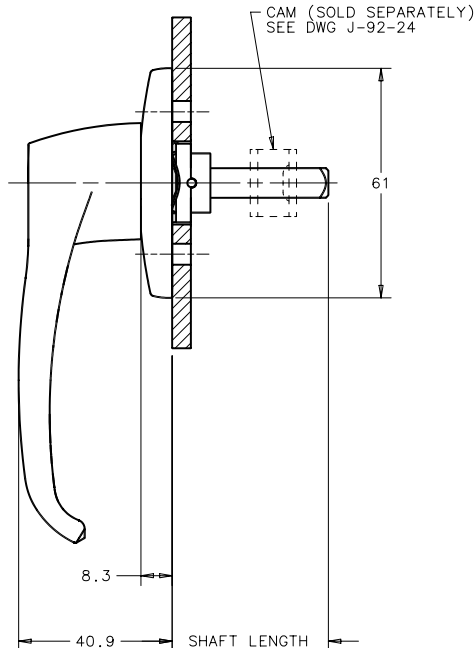


NON-LOCKING



LOCKING

TYPE B COUNTER CLOCKWISE TO LATCH
 TYPE A CLOCKWISE TO LATCH



PANEL PREPARATION

INSTALLATION INSTRUCTIONS:

INSTALL LATCH FROM FRONT OF PANEL WITH M4 OR No. 8 SCREWS.