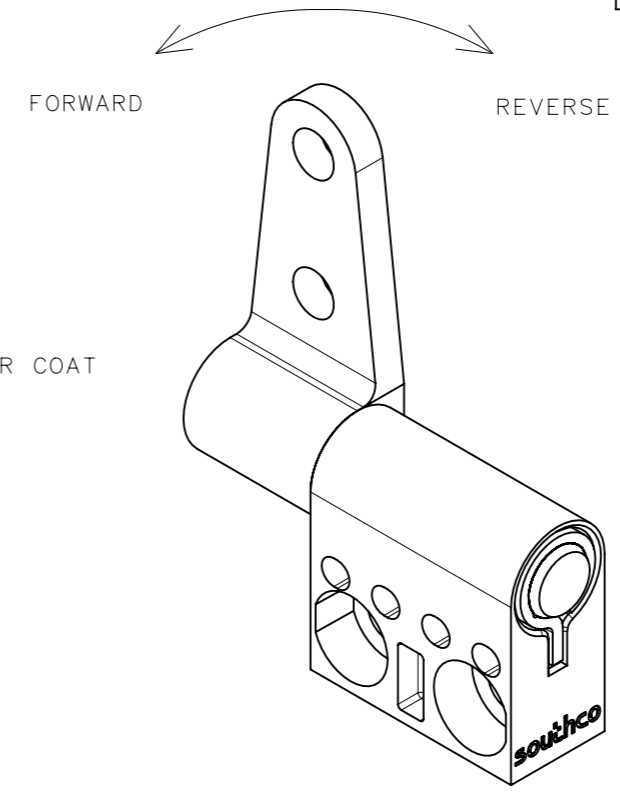
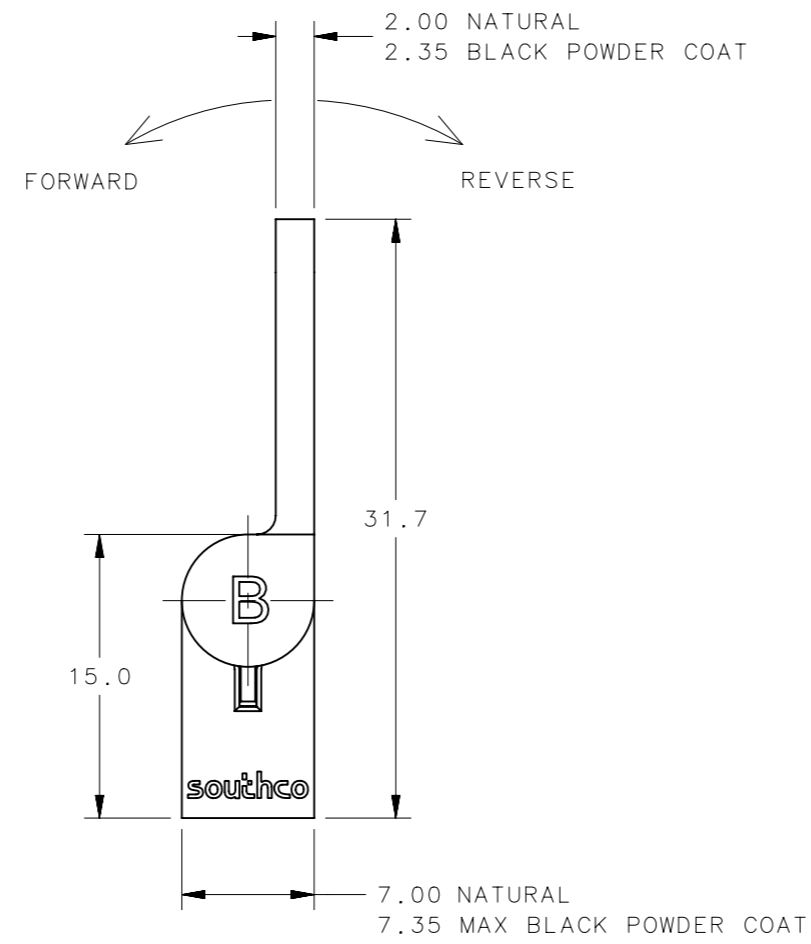
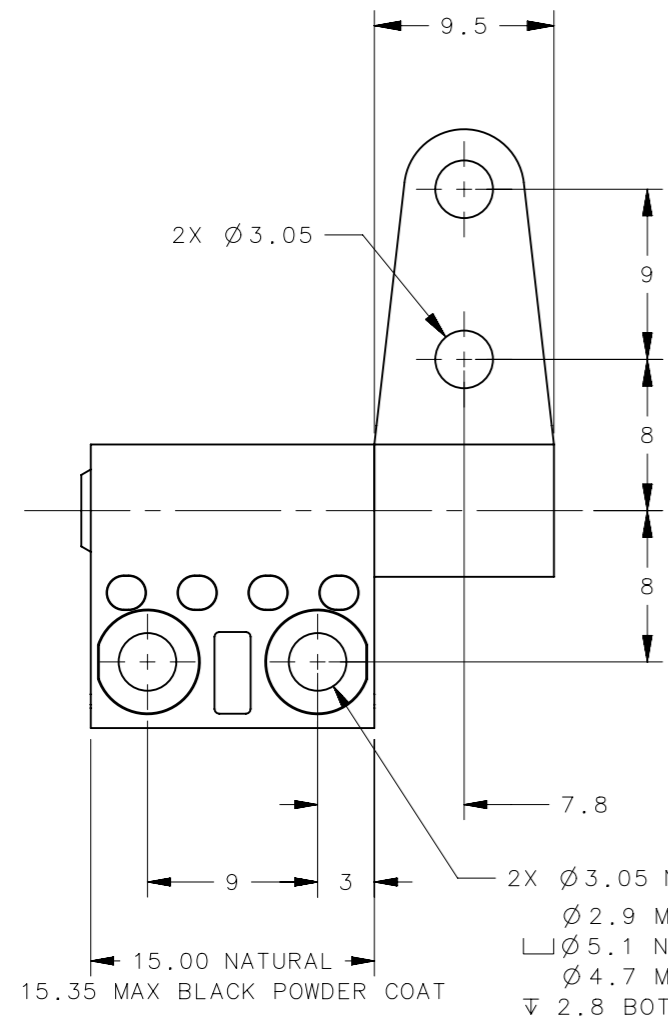
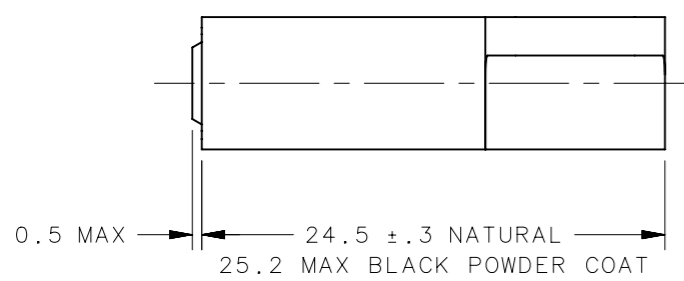
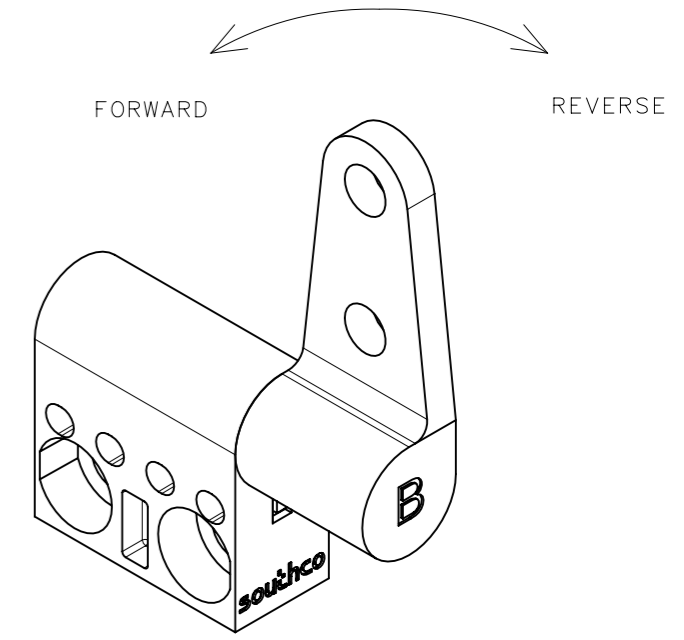


REVISION HISTORY			
REV	DATE	BY	DESCRIPTION
I	17AUG2016	CMS/TS	PRN: P2016-1632



TYPE A

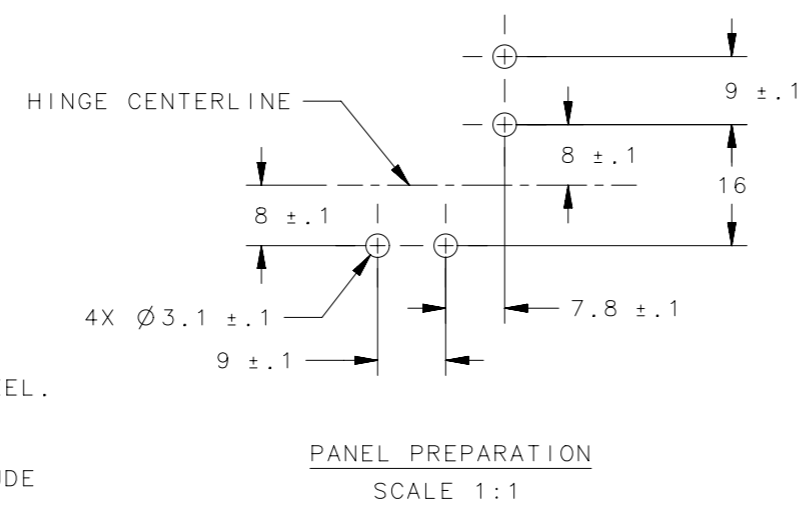


TYPE B  
(SHOWN DIMENSION)

PART NUMBER		STATIC TORQUE ±20%	
TYPE A	TYPE B	FORWARD (in-lbf)	REVERSE (in-lbf)
ST-7A-30SA-XX	ST-7A-30SB-XX	3	3
ST-7A-40SA-XX	ST-7A-40SB-XX	4	4
ST-7A-50SA-XX	ST-7A-50SB-XX	5	5
ST-7A-40FA-XX	ST-7A-40FB-XX	4	2.4*
ST-7A-50FA-XX	ST-7A-50FB-XX	5	3*
ST-7A-60FA-XX	ST-7A-60FB-XX	6	3.6*
ST-7A-40RA-XX	ST-7A-40RB-XX	2.4*	4
ST-7A-50RA-XX	ST-7A-50RB-XX	3*	5
ST-7A-60RA-XX	ST-7A-60RB-XX	3.6*	6
ST-7A-70RA-XX	ST-7A-70RB-XX	4.2*	7

\* TOLERANCE IN LOW TORQUE DIRECTION ±30%

PART NUMBER	DESCRIPTION	FINISH
ST-7A-XXXXX-33	ASSEMBLY-AS CAST	NATURAL
ST-7A-XXXXX-50	ASSEMBLY-COATED	BLACK POWDER COAT



- NOTES:
- MATERIAL & FINISH:  
HOUSING AND ADAPTER - ZINC ALLOY,  
FOR FINISH SEE TABLE.  
SHAFT AND TORQUE ELEMENTS - HARDENED STEEL.
  - INSTALL HINGE USING NO.4 SOCKET HEAD  
CAP SCREWS.
  - FOR PROPER FUNCTION, ASSEMBLY MUST INCLUDE  
(1) TYPE "A" & (1) TYPE "B" HINGE.

THIRD ANGLE PROJECTION	 CONNECT · CREATE · INNOVATE	
MILLIMETERS [IN]		
SURFACE AREA	TOLERANCES UNLESS OTHERWISE NOTED	DESCRIPTION
VOLUME	ALL DIMENSIONS WITHOUT TOLERANCES ARE FOR REFERENCE ONLY.	ST-7A HINGE ASSEMBLY TYPE A AND TYPE B
PROPRIETARY ITEM	SIZE A3	SYSTEM NX
EXCEPT FOR USES EXPRESSLY GRANTED IN WRITING, INFORMATION DISCLOSED HEREON IS CONFIDENTIAL AND ALL RIGHTS, PATENT AND OTHERWISE, ARE RESERVED BY SOUTHCO, INC.	PER ASME Y14.5M-1994	DWG NO. J-ST-7A
	DRAWN BY AS/JM	DATE 01MAR2006
		SCALE 2.5:1
		SHEET 1 OF 1