

SOUTHC0 N853 FASTENER ASSEMBLIES
1/4-20 x 1/4-28 THREADS 1/16 DIA. HEAD



U.S. DATE	APP.			
A	B	C	D	

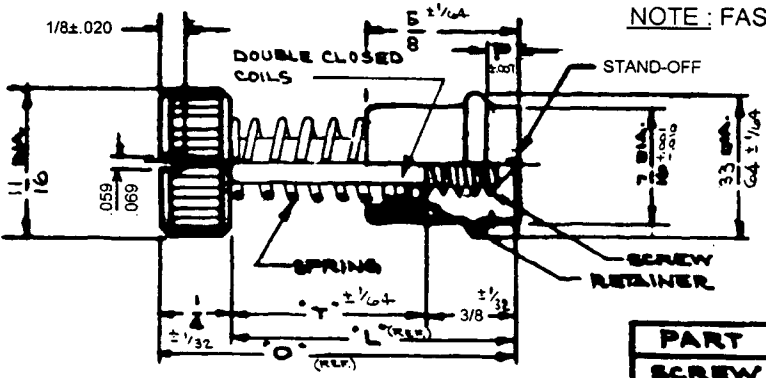
J-53-1-26

N.T.S.

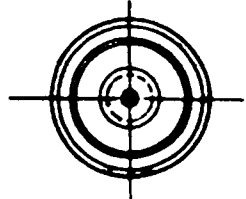
J-11-80

K.L.H.

J-53-1-26



NOTE: FASTENER SHIPPED UNASSEMBLED



PROPRIETARY ITEM—EXCEPT FOR USES EXPRESSLY GRANTED IN WRITING, INFORMATION DISCLOSED HEREON IS CONFIDENTIAL AND ALL RIGHTS, PATENT AND OTHERWISE, ARE RESERVED BY SOUTHC0, INC.

PART	MATERIAL	FINISH
SCREW	STAINLESS STEEL	BLACK ORGANIC COATING
STAND-OFF	STAINLESS STEEL	BLACK ORGANIC COATING
RETAINER	STAINLESS STEEL	PASSIVATE
SPRING	STAINLESS STEEL	PASSIVATE

REV. B 5 MAR 73 RR PRN S-1-03
REV. A 1-13-82 JCY PRN 3-1-81

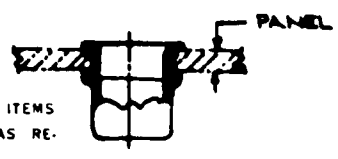
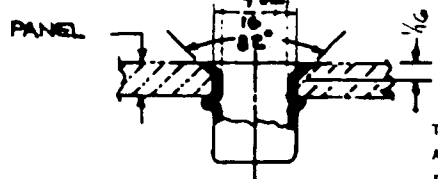
ASSEMBLY PART NUMBERS

SLOTTED		UNSLOTTED		T	L	O	P
1/4-20 UNC-2A	1/4-28 UNF-2A	1/4-20 UNC-2A	1/4-28 UNF-2A				
53-11-110-26	53-14-110-26	53-21-110-26	53-24-110-26	0.15	1/16	1/4	1/8
53-11-210-26	53-14-210-26	53-21-210-26	53-24-210-26				3/16
53-11-310-26	53-14-310-26	53-21-310-26	53-24-310-26				1/4
53-11-111-26	53-14-111-26	53-21-111-26	53-24-111-26	1/16	1/16	1/8	1/8
53-11-211-26	53-14-211-26	53-21-211-26	53-24-211-26				3/16
53-11-311-26	53-14-311-26	53-21-311-26	53-24-311-26				1/4
53-11-112-26	53-14-112-26	53-21-112-26	53-24-112-26	1/8	1/8	3/8	1/8
53-11-212-26	53-14-212-26	53-21-212-26	53-24-212-26				3/16
53-11-312-26	53-14-312-26	53-21-312-26	53-24-312-26				1/4
53-11-113-26	53-14-113-26	53-21-113-26	53-24-113-26	3/16	3/16	7/16	1/8
53-11-213-26	53-14-213-26	53-21-213-26	53-24-213-26				3/16
53-11-313-26	53-14-313-26	53-21-313-26	53-24-313-26				1/4
53-11-114-26	53-14-114-26	53-21-114-26	53-24-114-26	7/8	1/4	1/2	1/8
53-11-214-26	53-14-214-26	53-21-214-26	53-24-214-26				3/16
53-11-314-26	53-14-314-26	53-21-314-26	53-24-314-26				1/4
53-11-115-26	53-14-115-26	53-21-115-26	53-24-115-26	15/16	5/16	9/16	1/8
53-11-215-26	53-14-215-26	53-21-215-26	53-24-215-26				3/16
53-11-315-26	53-14-315-26	53-21-315-26	53-24-315-26				1/4
53-11-116-26	53-14-116-26	53-21-116-26	53-24-116-26	1/16	3/8	5/8	1/8
53-11-216-26	53-14-216-26	53-21-216-26	53-24-216-26				3/16
53-11-316-26	53-14-316-26	53-21-316-26	53-24-316-26				1/4

INSTALLATION METHOD 'A'

INSTALLATION METHOD 'B'

FOR FASTENER INSTALLATION SEE DIM. J-53-1



THESE ASSEMBLIES ARE NON-REPAIRABLE ITEMS AND COMPONENTS ARE NOT AVAILABLE AS REPLACEMENT OR REPAIR PARTS.

WHEN DIMENSION 'P' IS:	PANEL RANGE IS:	
	METHOD 'A'	METHOD 'B'
1/8	7/64 TO 9/64	1/16 TO 5/64
3/16	11/64 TO 13/64	3/32 TO 9/64
1/4	15/64 TO 17/64	5/32 TO 13/64