

DRAWING NUMBER
J-51-24

SCALE
N.T.S.

DRAWN
ESK

DATE
10-14-81

N#51 FASTENER ASSEMBLIES
M5 X 0.8 THREAD 7/16 DIA. HEAD

SOUTHCO

REVISIONS

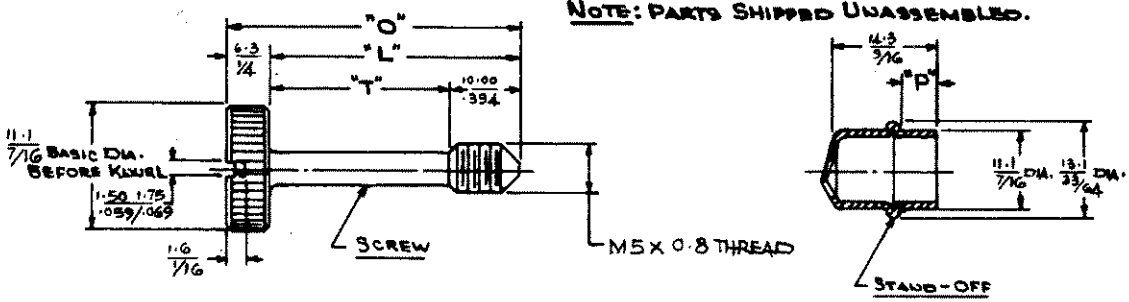
REV.	DATE	BY	CHKD.

REVISIONS

ADDED P/N'S 51-76-XX-26 NOTE

PRN: S-1-93

REV.	DATE	BY	CHKD.
A	1-17-90	386	
B	5-11-93	110	



NOTE: PARTS SHIPPED UNASSEMBLED.

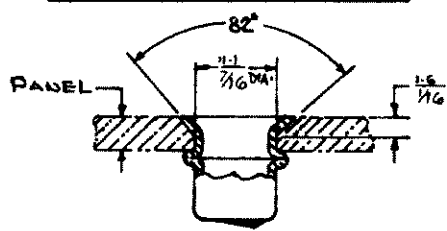
ITEM	MATERIAL	FINISH
SCREW	STAINLESS STEEL	PASSIVATE
STAND-OFF	STAINLESS STEEL	PASSIVATE

NOTE: THESE ASSEMBLIES ARE NON-REPAIRABLE ITEMS AND COMPONENTS ARE NOT AVAILABLE AS REPLACEMENT OR REPAIR PARTS.

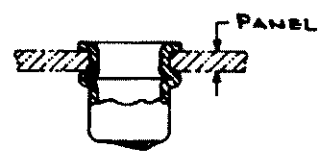
ASSEMBLY PART NUMBERS		T	L	O	P
SLOTTED	UNSLOTTED				
51-76-714-24	51-86-714-24				3.2 7/8
814-	814-	14.00 552	24.00 945	30.35 1.195	4.3 7/8
914-	914-				5.2 7/8
716-	716-				6.3 7/8
816-	816-	16.00 630	26.00 1.024	32.35 1.274	7.4 7/8
916-	916-				8.3 7/8
718-	718-				9.2 7/8
818-	818-	18.00 709	28.00 1.102	34.35 1.352	10.3 7/8
918-	918-				11.2 7/8
720-	720-				12.1 7/8
820-	820-	20.00 787	30.00 1.181	36.35 1.431	13.2 7/8
920-	920-				14.1 7/8
722-	722-				15.0 7/8
822-	822-	22.00 866	32.00 1.260	38.35 1.510	16.1 7/8
922-	922-				17.0 7/8
724-	724-				17.9 7/8
824-	824-	24.00 945	34.00 1.339	40.35 1.589	19.0 7/8
924-	924-				20.0 7/8
726-	726-				20.9 7/8
826-	826-	26.00 1.024	36.00 1.417	42.35 1.667	22.0 7/8
926-	926-				22.9 7/8
51-76-926-24	51-86-926-24				23.8 7/8

NOTE: FOR BLACK ORGANIC COATING FINISH - CHANGE LAST DIGIT OF PART NO. FROM "4" TO "6".

INSTALLATION METHOD "A"



INSTALLATION METHOD "B"



WHEN DIMENSION "P" IS	PANEL RANGE IS	
	METHOD "A"	METHOD "B"
3.2 7/8	3.8 7/64 to 3/64	1.6 1/16 to 5/64
4.3 3/16	4.4 1/64 to 3/64	2.3 3/32 to 3/64
6.3 1/4	5.9 13/64 to 1/64	3.9 3/32 to 13/64

PROPRIETARY ITEM—EXCEPT FOR USES EXPRESSLY GRANTED IN WRITING, INFORMATION DISCLOSED HEREON IS CONFIDENTIAL AND ALL RIGHTS, PATENT AND OTHERWISE, ARE RESERVED BY SOUTHCO, INC.

DRAWING NUMBER
J-51-24

MILLIMETER
INCH

MILLIMETER/INCH