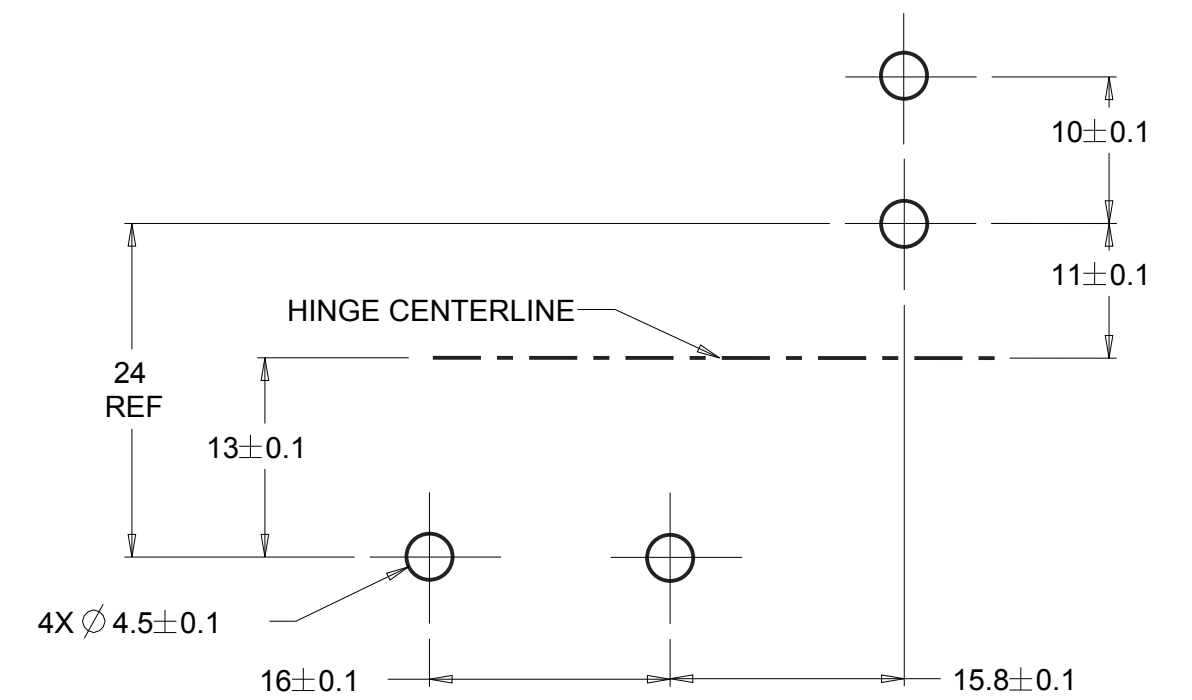
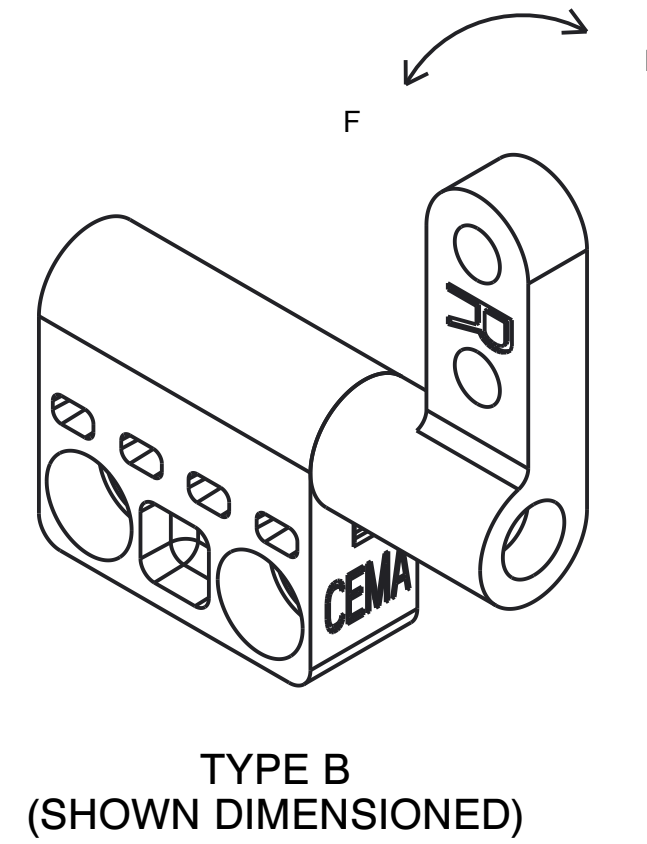
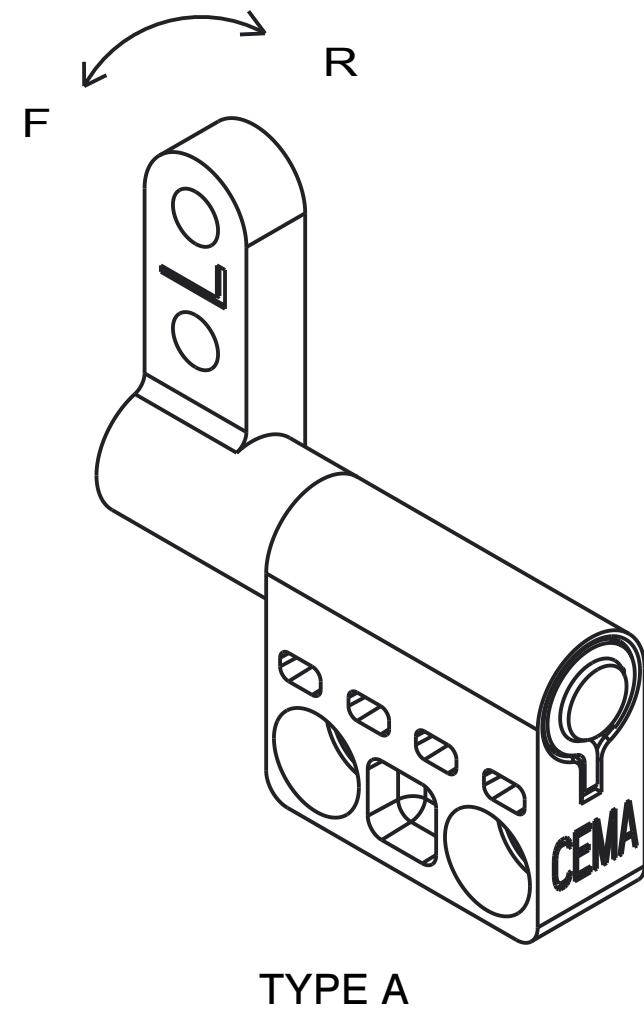
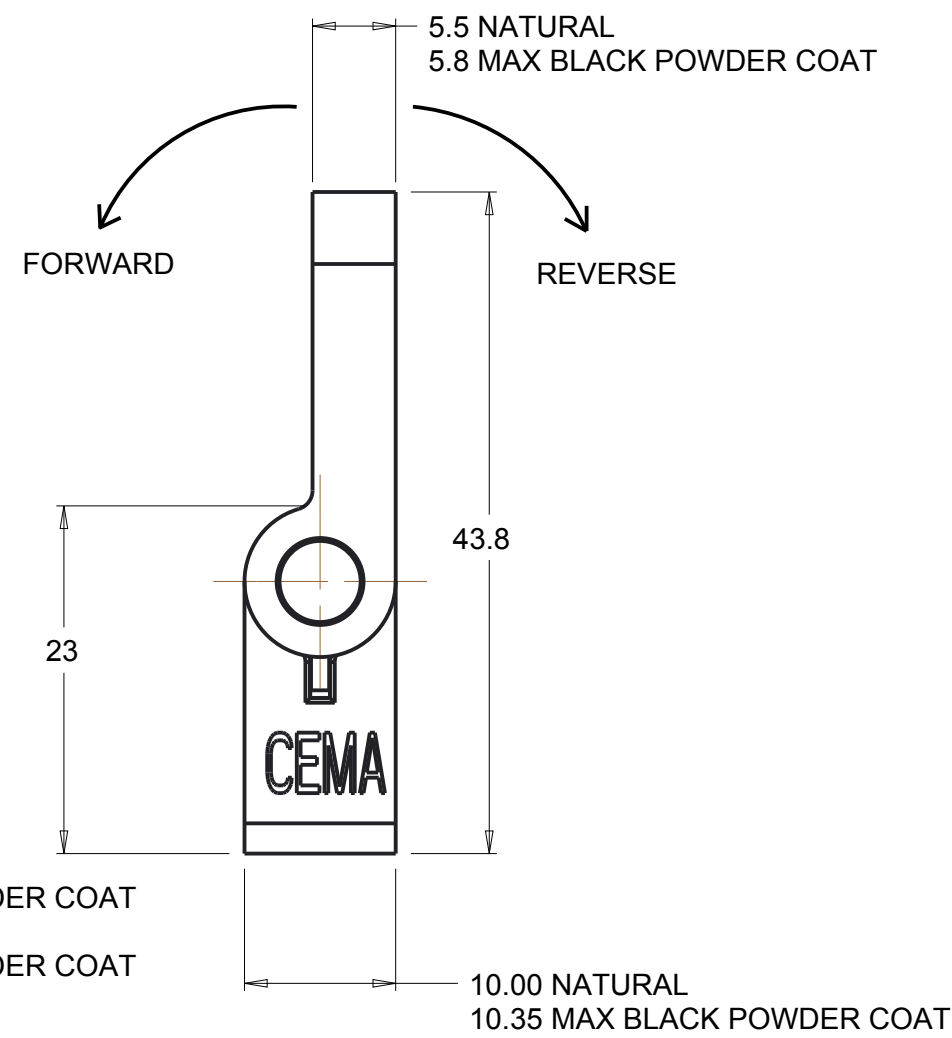
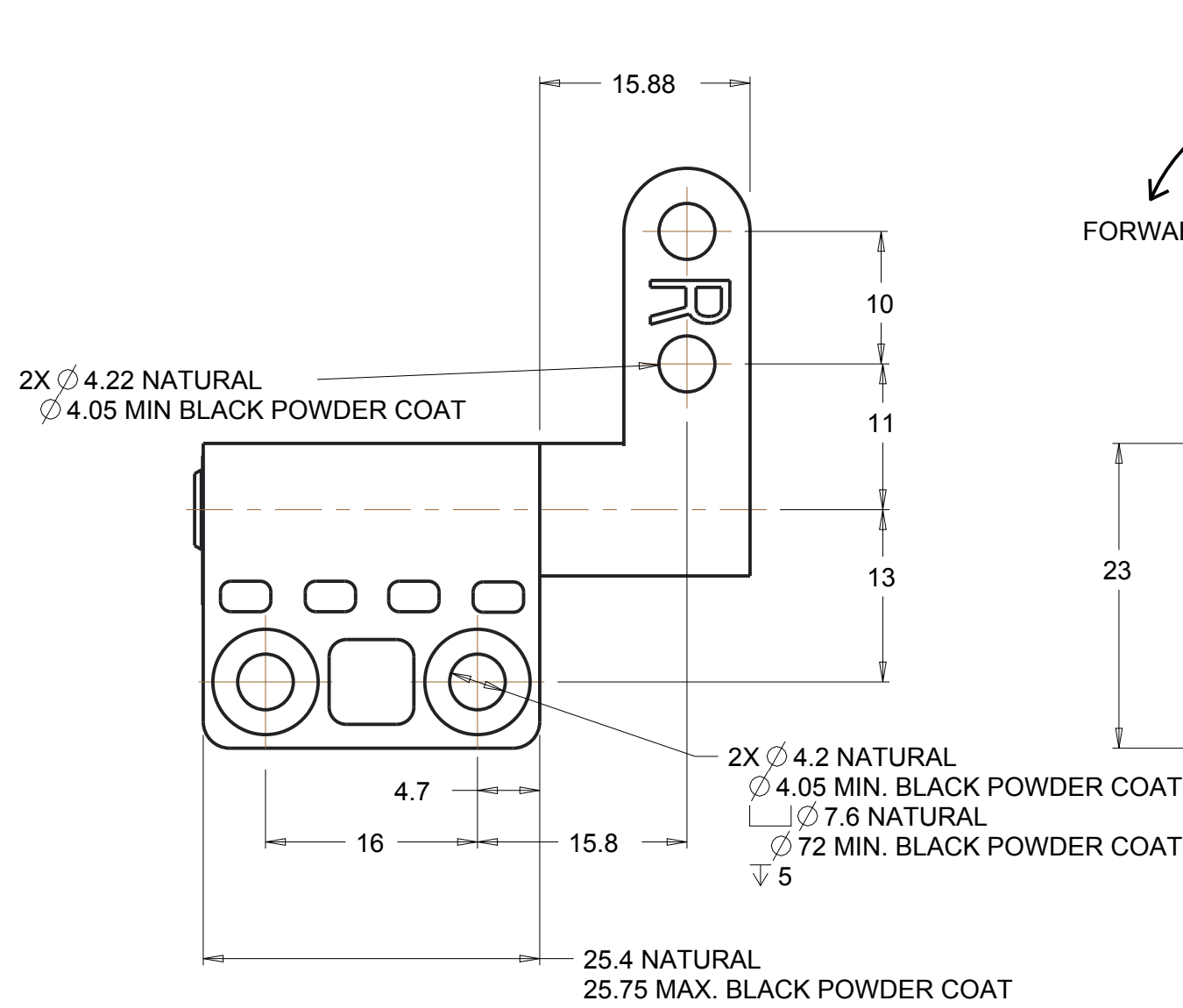
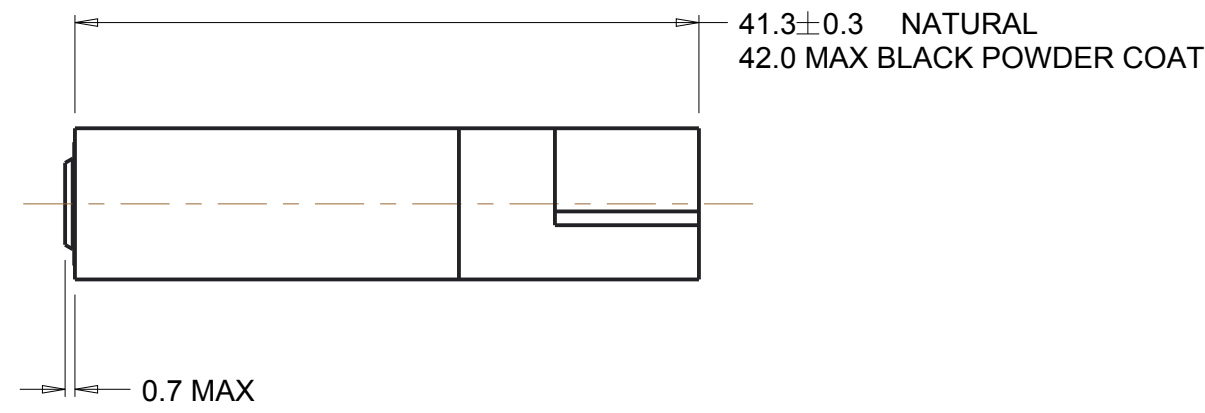


PROPRIETY ITEM - EXCEPT FOR USES EXPRESSLY GRANTED IN WRITING.
 INFORMATION DISCLOSED HEREON IS CONFIDENTIAL AND ALL RIGHTS
 PATENT AND OTHERWISE ARE RESERVED BY SOUTHCO, INC.

REVISION RECORD			
SYMB	DESCRIPTION	BY	DATE
H	PRN: P2017-1611	JJT/MJS	06JUL2017

NOTES:

1. MATERIAL & FINISH:
 HOUSING AND ADAPTER - ZINC ALLOY,
 FOR FINISH SEE TABLE.
 SHAFT AND TORQUE ELEMENTS - HARDENED STEEL
2. INSTALL HINGE USING A No. 8 OR M4
 SOCKET HEAD CAP SCREW
3. FOR PROPER FUNCTION, ASSEMBLY MUST INCLUDE
 (1) TYPE "A" & (1) TYPE "B" HINGE
4. DIMENSIONS INDICATE AS-BUILT CONDITION, LEAF TO
 LEAF SPACING WILL SELF ADJUST DURING OPERATION.
5. PERFORMANCE TORQUE TOLERANCE OVER 20,000
 CYCLES



PART NUMBER	DESCRIPTION	FINISH
ST-10A-XXXX-33	ASSEMBLY - AS CAST	NATURAL
ST-10A-XXXX-50	ASSEMBLY - COATED	BLACK POWDER COAT

PART NUMBER		STATIC TORQUE ±20%	
TYPE A	TYPE B	FORWARD (IN-LBF)	REVERSE (IN-LBF)
ST-10A-50SA-XX	ST-10A-50SB-XX	5	5
ST-10A-160SA-XX	ST-10A-160SB-XX	16	16
ST-10A-160FA-XX	ST-10A-160FB-XX	16	9.6 REF
ST-10A-200SA-XX	ST-10A-200SB-XX	20	20
ST-10A-200FA-XX	ST-10A-200FB-XX	20	12 REF
ST-10A-160RA-XX	ST-10A-160RB-XX	9.6 REF	16
ST-10A-200RA-XX	ST-10A-200RB-XX	12 REF	20

MILLIMETERS
 ALL DIMENSIONS
 WITHOUT
 TOLERANCES
 ARE FOR
 REFERENCE
 ONLY

southco
 DESIGNER AS 21FEB06
 DRAFTER JM 21FEB06
 MODEL NAME ST-10A-B
 SCALE 2.000
 3.2 ALL SURFACES EXCEPT AS NOTED

TITLE ST-10A HINGE ASSEMBLY	
DWG No J-ST-10A	REVISION H
SOUTHCO PART NUMBER AS NOTED	
CALC. WEIGHT	FORMAT C