DRAWING NUMBER J-B8-63

NOTES:

A. THE FOLLOWING SCREWS MAY BE USED TO MOUNT THE HANDLE - M5 OR #10 SCREWS WITH THE FOLLOWING HEAD STYLES - HEX SLOTTED HEAD, PAN HEAD, FILLISTER HEAD, BINDING HEAD, ROUND HEAD, HEX FLANGE HEAD AND HEX WASHER HEAD.

INSTALLATION INSTRUCTIONS:

1. DRILL PILOT HOLES AS SHOWN.
2. MOUNT HANDLE USING M5 OR #10 SCREWS.
   (SCREWS ARE NOT PROVIDED)
3. SNAP COVER ONTO HANDLE.

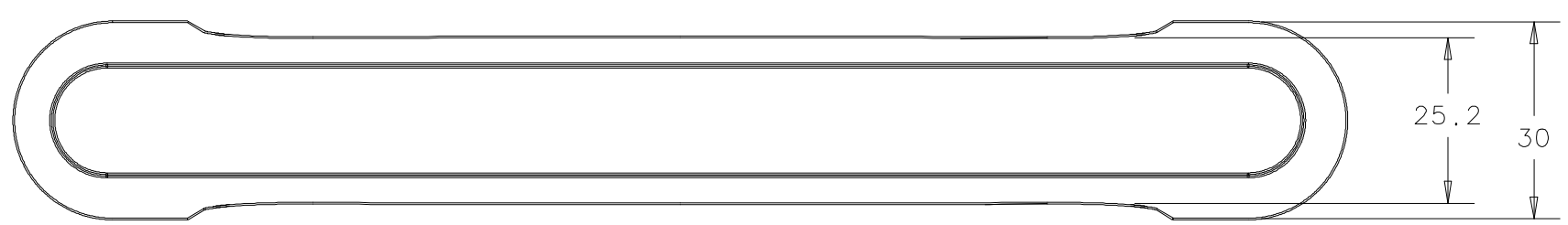

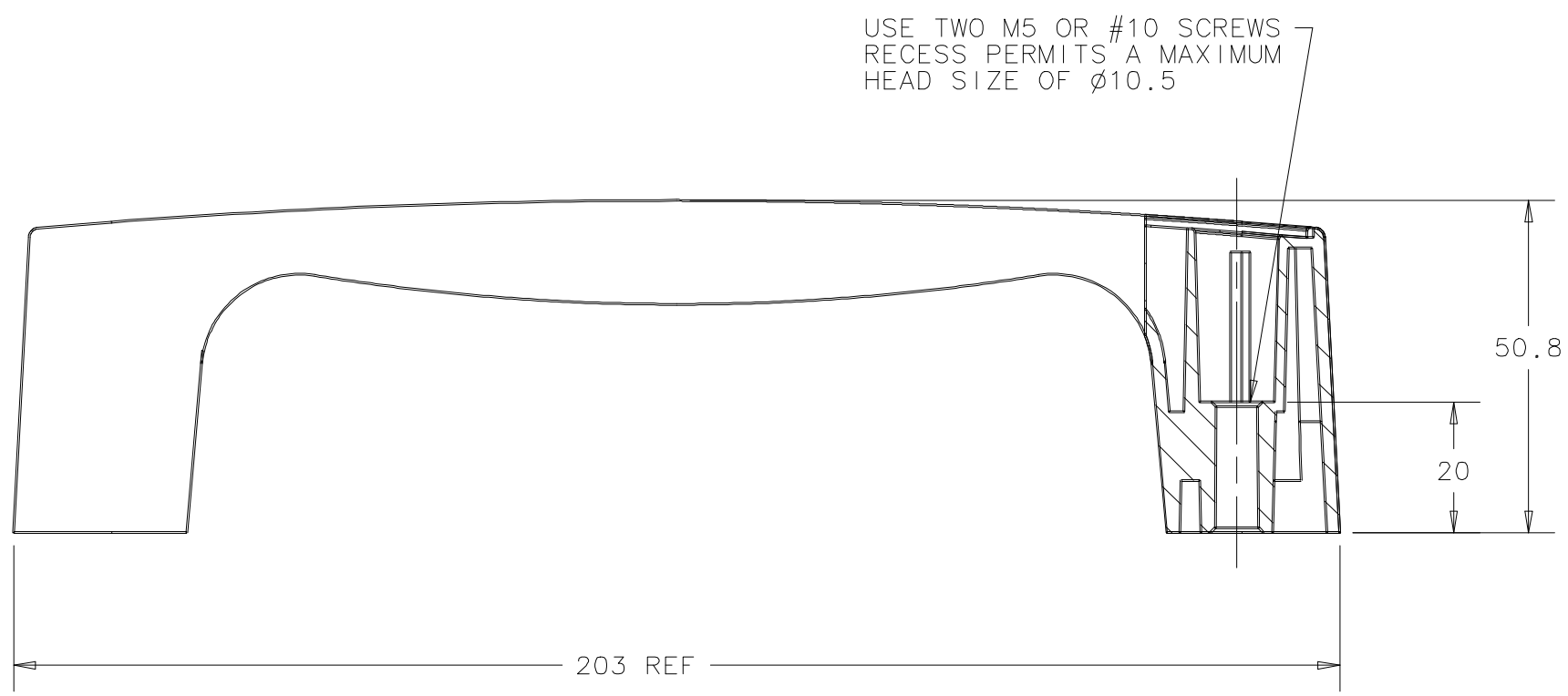

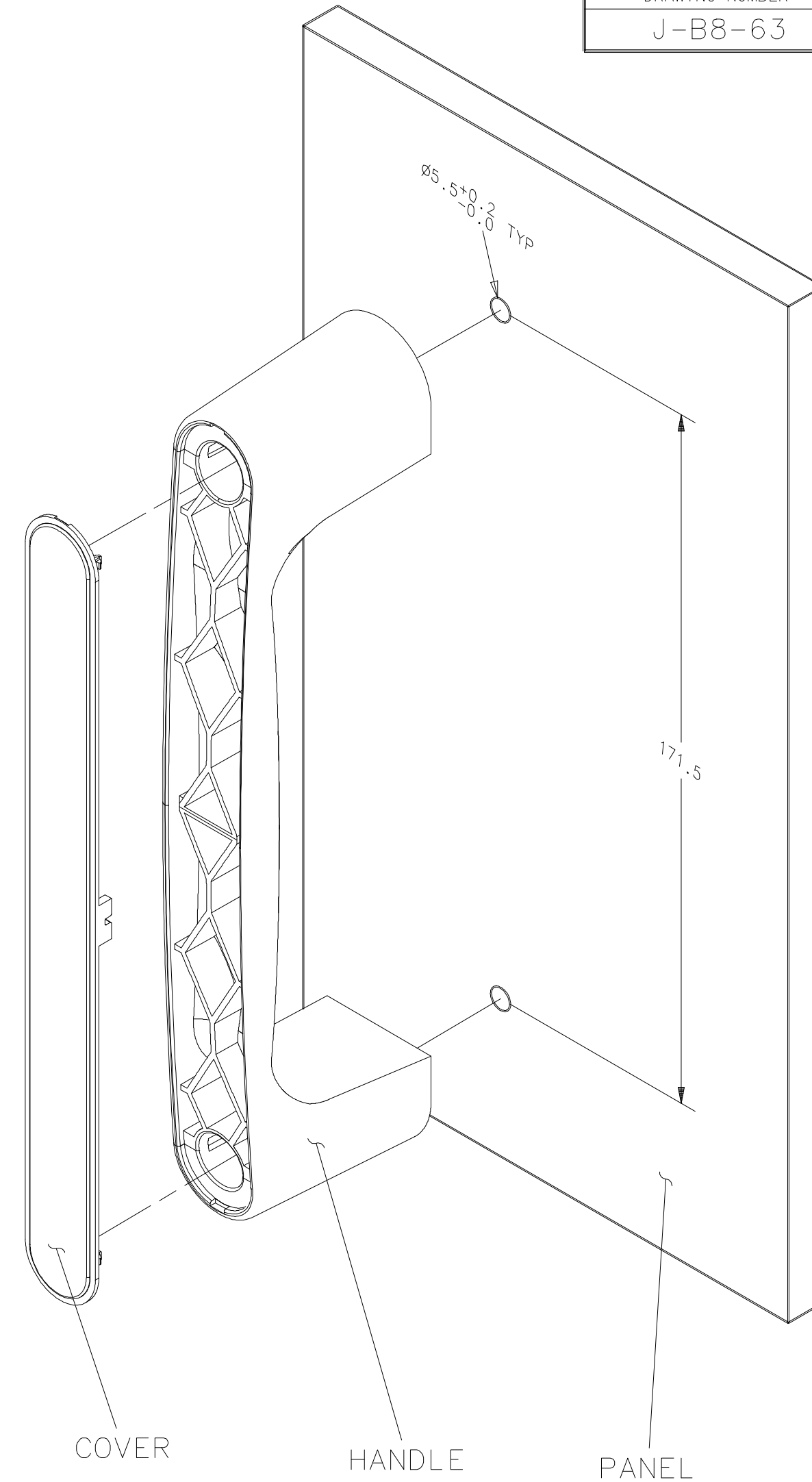

DRAWING NUMBER	DATE	DRAWN	CHKD	SCALE
J-B8-63	21JAN98	SWD		.75 : 1

FRONT MOUNT B8 HANDLE

DIMENSIONS WITHOUT TOLERANCES ARE FOR REFERENCE ONLY.

A3 PAPER SIZE

THIRD ANGLE PROJECTION

ASSEMBLY	COMPONENT	MATERIAL	COLOR
B8-63-3	HANDLE	ABS/PC	BLACK
	COVER	ABS/PC	BLACK

REV.	DATE	DRAWN	REVISION
A	01SEP98	SWD	PRN: B8-38
B	05MAY99	SWD	PRN: B8-41

PROPRIETARY ITEM - EXCEPT FOR USES EXPRESSLY GRANTED IN WRITING, INFORMATION DISCLOSED HEREON IS CONFIDENTIAL AND ALL RIGHTS PATENT AND OTHERWISE ARE RESERVED BY SOUTHCO, INC.

SOUTHCO®