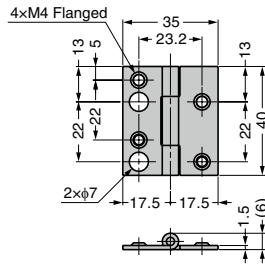


## BUTT HINGE SBR40



- Hinge will not be in contact with screw heads while closing.
- Hinge is internal threaded.

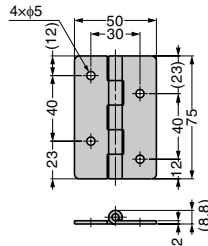
## [Remarks]

- Load capacity is the value when using two hinges. For calculation conditions, please refer to INDEX 1.

RdHS	CAD	Item Code	Item Name	Material	Finish	Load Capacity N/2 pcs	Load Capacity kgf/2 pcs	Weight (g)	Box (pcs)
G	3D	170-099-088	SBR40	Stainless Steel (SUS304)	Plain	69	7	21	20

Refer to 1 : P.43

## BUTT HINGE SR75



## [Applications]

- Measuring instruments, precision instruments, etc.

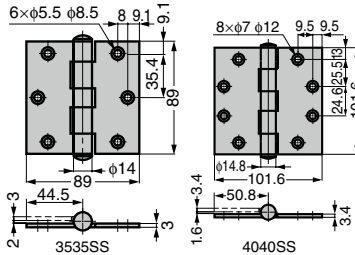

## [Remarks]

- Load capacity is the value when using two hinges. For calculation conditions, please refer to INDEX 1.

RdHS	CAD	Item Code	Item Name	Material	Finish	Load Capacity N/2 pcs	Load Capacity kgf/2 pcs	Weight (g)	Carton (pcs)
G	3D	170-099-086	SR75	Stainless Steel (SUS304)	Plain	186	19	76	250

Refer to 1 : P.43

## BUTT HINGE 3535SS, 4040SS



## [Remarks]

- Load capacity is the value when using two hinges. For calculation conditions, please refer to INDEX 1.
- Countersinking is required for cabinet when installing to metal sheet.
- The shaft is not removable.

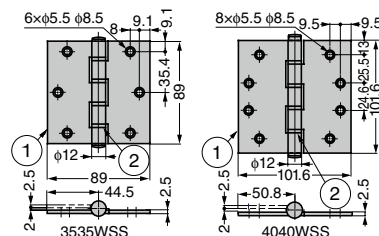
## [Parts Included]

- 3535SS : Countersunk head wood screw 4.5×25
- 4040SS : Countersunk head tapping screw 5.5×32

RdHS	CAD	Item Code	Item Name	Material	Finish	Load Capacity N/2 pcs	Load Capacity kgf/2 pcs	Weight (g)	Box (pcs)	Carton (pcs)
G	3D	170-920-181	3535SS	Stainless Steel (SUS304)	Satin	333	34	270	2	100
G	3D	170-920-182	4040SS	Stainless Steel (SUS304)	Satin	431	44	400	2	100

Refer to 1 : P.43 3535SS: The carton quantity will be changed to 50 units once the current stock is depleted.4040SS:Limited inventory, contact sales associate for details.

## BUTT HINGE (W/WASHER) 3535WSS, 4040WSS



- Plastic washer prevents metal-to-metal contact and metal powder scattering.

## [Remarks]

- Load capacity is the value when using two hinges. For calculation conditions, please refer to INDEX 1.
- Countersinking is required for cabinet when installing to metal sheet.
- The shaft is not removable.

## [Parts Included]

- Countersunk head tapping screw 4×25

RdHS	CAD	Item Code	Item Name	Load Capacity N/2 pcs	Load Capacity kgf/2 pcs	Weight (g)	Box (pcs)	Carton (pcs)
G	3D	170-029-834	3535WSS	245	25	195	2	100
G	3D	170-029-835	4040WSS	294	30	250	2	50

Refer to 1 : P.43