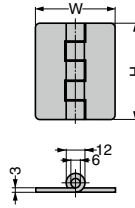


BUTT HINGE D-CH



[Remarks]

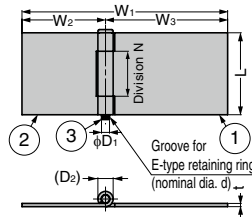
- Load capacity is the value when using two hinges. For calculation conditions, please refer to INDEX 1.

RoHS	CAD	Item Code	Item Name	Material	Finish	H	W	Knuckles	Load Capacity N/2 pcs	Load Capacity kgf/2 pcs	Weight (g)	Box (pcs)	Carton (pcs)
☑	SD	170-090-395	D-CH-60	Steel (SPHC)	Coloured Zinc	60	50	3	177	18	105	-	-
☑	SD	170-090-396	D-CH-90		Chromate	90	60	5	275	28	180	-	-
☑	SD	170-090-398	D-CH-100		(Trivalent)	100	80		294	30	245	-	-

Refer to 1 : P.15

BUTT HINGE OLYA

SUS



- Shaft detachable.

[Remarks]

- E-type retaining ring is not included.
- Load capacity is the value when using two hinges. For calculation conditions, please refer to INDEX 1.

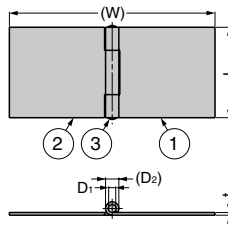
No.	Part Name	Material	Finish
①	Body A	Stainless Steel (SUS304)	Polished
②	Body B		Plain
③	Shaft		

RoHS	CAD	Item Code	Item Name	L	W ₁	W ₂	W ₃	t	d	D ₁	D ₂	N	Load Capacity N/2 pcs	Load Capacity kgf/2 pcs	Weight (g)	Box (pcs)	Carton (pcs)
☑	SD	170-099-772	OLYA-128S	51	128	52	76	2	4	5	9.5	3	127	13	120	-	-
☑	SD	170-099-771	OLYA-185S	65	185	30	155	3	5	6	12.5	5	245	25	330	-	-

Refer to 1 : P.15

BUTT HINGE YHS

SUS



[Remarks]

- Load capacity is the value when using two hinges. For calculation conditions, please refer to INDEX 1.

No.	Part Name	Material	Finish
①	Body A	Stainless Steel (SUS304)	Polished
②	Body B		Plain
③	Shaft		

RoHS	CAD	Item Code	Item Name	L	W	t	D ₁	D ₂	Load Capacity N/2 pcs	Load Capacity kgf/2 pcs	Weight (g)	Box (pcs)	Carton (pcs)
☑	SD	170-099-428	YHS-32	32	90	1.5	3.5	7	59	6	45	-	-
☑	SD	170-099-427	YHS-38	38	82	1.2	3	5.6			35	-	-
☑	SD	170-099-426	YHS-51	51	116	1.5	4	7.2	98	10	85	-	10

Refer to 1 : P.15

TORQUE HINGES

DAMPER HINGES

LIFT ASSIST HINGES

DETENT HINGES

CONCEALED HINGES

BUTT HINGES

PIANO HINGES

STEP HINGES

LIFT-OFF HINGES

PIVOT HINGES

SPRING HINGES

CLEAN ROOM HINGES

HINGES FOR ALUMINIUM FRAME

DROP HINGES

GLASS DOOR HINGES

SPECIAL HINGES