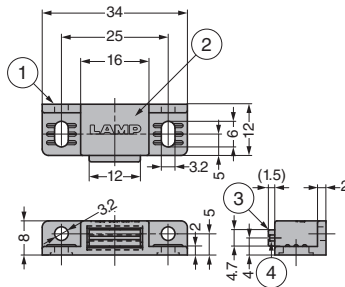


MAGNETIC CATCH MC-YC-06



- Strong die-cast body.
- Small body with strong magnetic force by using neodymium magnet.
- Can be installed vertically or horizontally.

[Remarks]

- Be sure to read the "Cautions" 1.
- Max. temperature: 80°C

[Recommended Screws]

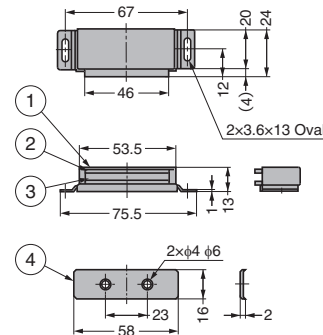
- M3 Pan head screw
MC-YS 2 with PBT body also available.

RtHS	CAD	Item Code	Item Name	Magnetic Force N	Magnetic Force kgf	Weight (g)	Box (pcs)	Carton (pcs)
		140-028-432	MC-YC-06	44.1	4.5	12	100	1000

Refer to 1 : P.607, 2 : P.611

No.	Part Name	Material	Finish
①	Body	Zinc Alloy (ZDC)	Nickel
②	Case Bracket	Stainless Steel (SUS304)	-
③	Yoke	Steel	Clear Zinc Chromate (Trivalent)
④	Magnet	Neodymium	Nickel

MAGNETIC CATCH MC12



[Remarks]

- Be sure to read the "Cautions" 1.

[Parts Included]

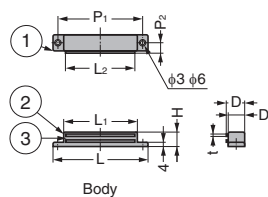
- Counter Plate

No.	Part Name	Material	Finish
①	Body	Aluminium Alloy	MC12: Gold Anodised MC12S: Paint/Metallic Brown
②	Yoke	Steel (SPCC)	MC12: Clear Zinc Chromate (Trivalent) MC12S: Chrome
③	Magnet	Ferrite	-
④	Counter Plate	Steel (SPCC)	MC12: Clear Zinc Chromate (Trivalent) MC12S: Chrome

RtHS	CAD	Item Code	Item Name	Finish	Magnetic Force N	Magnetic Force kgf	Weight (g)	Box (pcs)	Carton (pcs)
		140-050-093	MC12	Gold Anodised	49	5	72.9	20	200
		140-050-094	MC12S	Paint/Metallic Brown	88.2	9		20	200

Refer to 1 : P.607

MAGNETIC CATCH MC-SP



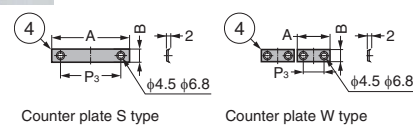
- Sponge inside reduces noise when the door closed.

[Remarks]

- Be sure to read the "Cautions" 1.

[Parts Included]

- Counter plate
- Sponge cushion
- Countersunk head wood screw 2.7×1.6 (SUS)



No.	Part Name	Material	Colour
①	Body	PBT	White
②	Yoke	Stainless Steel (SUS430)	Plain
③	Magnet	Ferrite	
④	Counter Plate	Stainless Steel (SUS430)	

RtHS	CAD	Item Code	Item Name	L	L ₁	L ₂	D	D ₁	H	P ₁	P ₂	t	A	B	P ₃	Magnetic Force N	Magnetic Force kgf	Weight (g)	Screw (pc)	Box (pcs)	Carton (pcs)
		140-050-070	MC-SPM-S	86	68.4	63	17	15	13	77	9.5	1.5	70	12	57	47	4.8	57	4	12	360
		140-050-071	MC-SPM-W										30	11	20						
		140-050-072	MC-SPL-S	106	85.6	80	20.5	18	16	94	11.5	2	79	65	180	54.9	5.6	100	4	6	180
		140-050-073	MC-SPL-W										38	14	25						

Refer to 1 : P.607