

# FULL EXTENSION SOFT-CLOSE SLIDE L52145

**LOAD CAPACITY** 540 N/pair

**L=R**

**DETACH**

**CATCH**



Self & Soft Closing



SELF & SOFT-CLOSE SLIDES

PUSH-TO-OPEN SLIDES

MINI SLIDES

MEDIUM SIZE SLIDES (STAINLESS STEEL)

MEDIUM SIZE SLIDES (ALUMINIUM)

MEDIUM SIZE SLIDES (OTHERS)

LINEAR SLIDES

- Full extension (3 members).
- Soft-closes at 50mm distance from closed position.
- With self & soft closing mechanism built-in, easy to install as with conventional slides.
- Travel length is slide length – 50mm (approx.).
- Larger load capacity compared with our company's other products with the same mechanism.
- The drawer is detachable by lifting the lever.

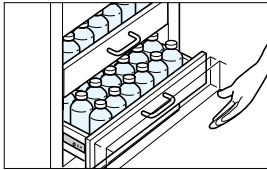
**[Remarks]**

- Be sure to read the "Cautions" 1.
- Do not push with a strong force when soft-closing mechanism is operating. Otherwise, it may cause oil leakage.

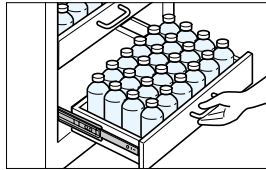
**[Recommended Screws]**

- For outer member  
Oval hole: M4 or nominal 4 screw  
Round hole: M5 or nominal 5 low head screw
- For inner member  
M4 or nominal 4 low head screw

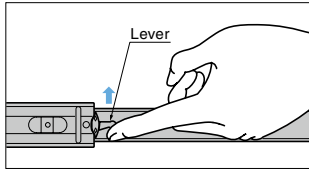
**[Self & Soft Closing]**



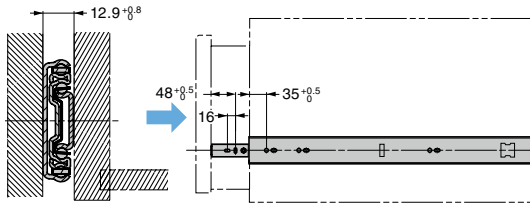
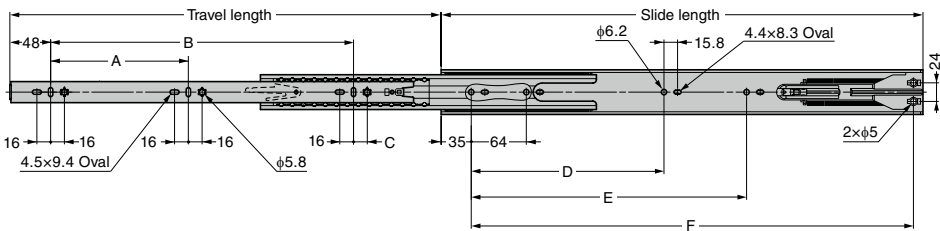
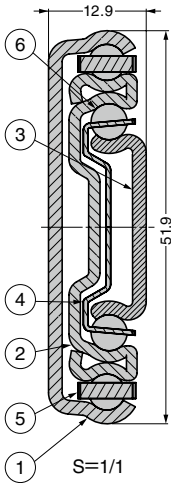
**[Full Extension (3 Members)]**



**[Easy to Detach]**



Simultaneously move the left lever upwards and the right lever downwards.



No.	Part Name	Material	Finish/Colour
①	Outer Member	Steel (SPCC)	Clear Zinc Chromate (Trivalent)
②	Intermediate Member		
③	Inner Member		
④	Retainer	Steel (SECC)	(Zinc Chromate Steel)
⑤		PA	
⑥	Balls	Steel	-

Sold in pairs (2 pcs).

RdHS	CAD	Item Code	Item Name	Slide Length	Travel Length	A	B	C	D	E	F	Load Capacity N/pair	Load Capacity kgf/pair	Weight (kg/pair)	Box (pairs)	Carton (pairs)
G	SD	190-012-982	L52145-410	410	360	96	224	-	160	-	362.5	540	55	1.6	10	-
G	SD	190-012-983	L52145-460	460	403	256	224	-	224	-	412.5			1.8	10	-
G	SD	190-012-984	L52145-510	510	453	128	288	-	256	-	462.5			2.1	10	-
G	SD	190-012-985	L52145-560	560	502	160	352	16	-	320	512.5			2.3	8	-
G	SD	190-012-986	L52145-610	610	552	192	384	224	-	352	562.5			2.5	8	-
G	SD	190-012-987	L52145-660	660	604	224	416	-	416	-	612.5			2.7	6	-
G	SD	190-012-988	L52145-710	710	651	224	480	-	416	-	662.5			3.0	6	-

Refer to 1 : P.399