

FULL EXTENSION SLIDE



ESR7

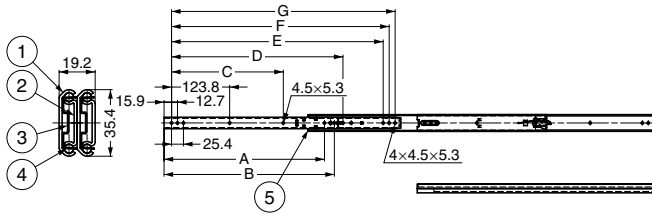
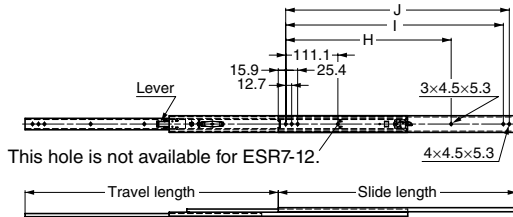


Features

- Full extension (3 members).
- The drawer can be held in opened position.
- The drawer is detachable by lifting the lever.
- Non-handed.

Recommended Screws

M4 binding screw or truss head screw



No.	Part Name	Material	Finish/Colour
①	Outer Rail	Stainless Steel (SUS304)	Plain
②	Inner Rail	Stainless Steel (SUS304)	Plain
③	Retainer	Stainless Steel (SUS304)	Plain
④	Balls	Stainless Steel (SUS304)	-
⑤	Guide	Polyacetal (POM)	White

Sold by piece.

Item Code	Item Name	Slide Length	Travel Length	A	B	C	D	E	F	G	H	I	J	Load Capacity N	Load Capacity kgf	Box
190-111-318	ESR7-12	304.8	336	228	248.4	-	-	-	260.3	273	-	260.3	273	623 N/pair	63.5 kgf/pair	16 pcs
190-111-319	ESR7-14	355.6	386.8	278.8	299.2	-	-	-	311.1	323.8	-	311.1	323.8	586 N/pair	59.8 kgf/pair	16 pcs
190-111-320	ESR7-16	406.4	437.6	291.5	311.9	-	-	349.2	361.9	374.6	250.8	361.9	374.6	555 N/pair	56.6 kgf/pair	16 pcs
190-111-321	ESR7-18	457.2	488.4	316.9	337.3	212.7	-	400	412.7	425.4	301.6	412.7	425.4	516 N/pair	52.6 kgf/pair	16 pcs
190-111-322	ESR7-20	508	539.2	342.3	362.7	238.1	-	450.8	463.5	476.2	352.4	463.5	476.2	476 N/pair	48.5 kgf/pair	16 pcs
190-111-323	ESR7-22	558.8	590	367.7	388.1	263.5	415.9	501.6	514.3	527	403.2	514.3	527	444 N/pair	45.3 kgf/pair	16 pcs
190-111-324	ESR7-24	609.6	640.8	393.1	413.5	288.9	466.7	552.4	565.1	577.8	454	565.1	577.8	413 N/pair	42.1 kgf/pair	16 pcs
190-111-325	ESR7-26	660.4	691.6	418.5	438.9	314.3	517.5	603.2	615.9	628.6	504.8	615.9	628.6	383 N/pair	39 kgf/pair	16 pcs
190-111-326	ESR7-28	711.2	742.4	443.9	464.3	339.7	568.3	654	666.7	679.4	555.6	666.7	679.4	355 N/pair	36.2 kgf/pair	16 pcs


DRAWER SLIDES

FULL EXTENSION SLIDE

FULL EXTENSION SLIDE



SNS35W

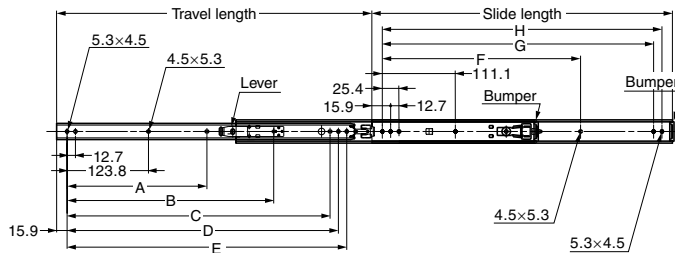


Features

- Full extension (3 members).
- The drawer is detachable by lifting the lever.
- The drawer can be held in the fully opened position.
- Non-handed.

Recommended Screws

M4 tapping screw or pan head-screw



No.	Part Name	Material	Finish/Colour
①	Outer Rail	Stainless Steel (SUS304)	Plain
②	Inner Rail	Stainless Steel (SUS304)	Plain
③	Retainer	Stainless Steel (SUS304)	Plain
④	Balls	Stainless Steel (SUS440)	-
⑤	Bumper	Elastomer (TPE)	Black

Sold by piece.

Item Code	Item Name	Slide Length	Travel Length	A	B	C	D	E	F	G	H	Load Capacity N	Load Capacity kgf	Weight	Box
190-112-231	SNS35W-30	304.8	327.2	-	-	-	260.3	273	-	260.3	273	623 N/pair	62 kgf/pair	0.78 kg/pc	10 pcs
190-112-232	SNS35W-35	355.6	377.9	-	-	298.4	311.1	323.8	-	311.1	323.8	586 N/pair	59 kgf/pair	0.903 kg/pc	10 pcs
190-112-233	SNS35W-40	406.4	428.7	-	-	349.2	361.9	374.6	250.8	361.9	374.6	555 N/pair	56 kgf/pair	1.028 kg/pc	10 pcs
190-112-234	SNS35W-45	457.2	479.5	212.7	-	400	412.7	425.4	301.6	412.7	425.4	516 N/pair	52 kgf/pair	1.151 kg/pc	10 pcs
190-112-235	SNS35W-50	508	530.3	238.1	365.1	450.8	463.6	476.2	352.4	463.6	476.2	475 N/pair	48 kgf/pair	1.275 kg/pc	10 pcs
190-112-236	SNS35W-55	558.8	581.2	263.5	415.9	501.6	514.3	527	403.2	514.3	527	444 N/pair	44 kgf/pair	1.399 kg/pc	10 pcs
190-112-237	SNS35W-60	609.6	631.9	288.9	466.7	552.4	565.1	577.8	454	565.1	577.8	413 N/pair	41 kgf/pair	1.523 kg/pc	10 pcs
190-112-238	SNS35W-65	660.4	682.7	314.3	517.5	603.2	615.9	628.6	504.8	615.9	628.6	382 N/pair	38 kgf/pair	1.647 kg/pc	10 pcs
190-112-239	SNS35W-70	711.2	733.5	339.7	568.3	654	666.7	679.4	555.6	666.7	679.4	355 N/pair	36 kgf/pair	1.77 kg/pc	10 pcs