

CUP COVER J95CC For J95 Concealed Hinges



RoHS	CAD	Item Code	Item Name	Material	Finish/Colour	Weight (g)	Box (pcs)
●	●	160-045-369	J95CC-GR	ABS	Grey	3.2	50
●	●	160-045-370	J95CC-NI		Nickel		50
●	●	160-045-371	J95CC-BC		Black Nickel		50

- Special cover for J95 hinges to hide the screws.
- Comes with a double-sided tape to bond the cover and hinge.

[Remarks]

- Please make sure that the surface is clean before taping.

[No Visible Screws]

The following optional covers are used:

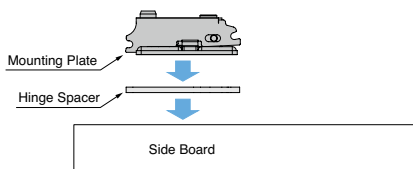


The J95 hinge above is the 25 mm overlay model. (Nickel colour)

HINGE SPACER J95-DP2 2 mm Thickness / For J95 Concealed Hinges



[How to Use]



Set the spacer between the mounting plate and side board.

- Decreases overlay of outset doors by 2 mm.
- Increases clearance of inset doors by 2 mm.
- Can be doubled for 4 mm thickness.

[Available Mounting Plate]

- J96-P9T

[Sold Separately]

- Raised Countersunk Head Tapping Screw 5 x 25

[Recommended Screw]

- Countersunk Screw 5 x 25 / Raised Countersunk Head Tapping Screw / Wood Screw (nominal dia. 5.1)


RoHS	CAD	Item Code	Item Name	Material	Colour	Weight (g)	Pack (pcs)	Carton (pcs)
●	●	160-048-095	J95-DP2	POM	Grey	5	100	600

[Tapping Screw 5 x 25] Sold Separately

RoHS	CAD	Item Code	Item Name	Material	Finish
●	—	160-048-096	TAP525NI	Steel	Nickel
●	—	160-048-097	TAP525BN		Black Nickel

Recommended Series

HEAVY-DUTY CONCEALED HINGES J95



Max. 25 kg with 2 pcs


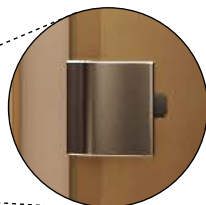
Max. 40 kg with 3 pcs

*Glass door: Max. 35 kg



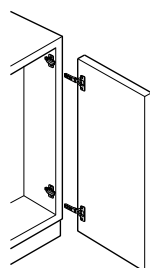
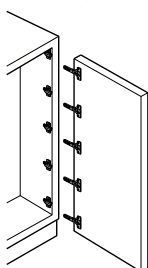
Face Plate for Glass Doors

Optional plates are available for use on glass doors.



Normal Hinges: 5 pcs

J95 Hinges: 2 pcs



Quick Installation

Less Hinges, More Efficiency.

Reduce installation time and provide clean appearance

