


DOUBLE ACTION HINGE

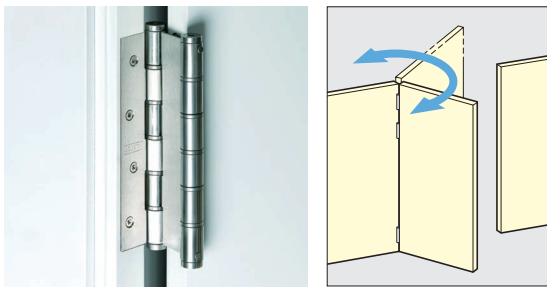


DA

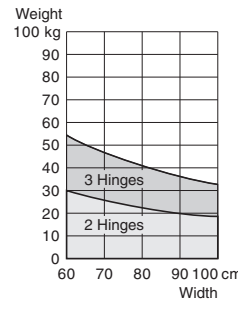
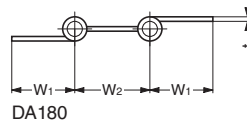
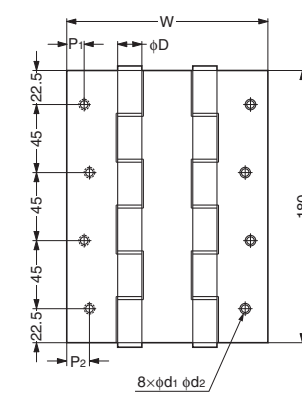
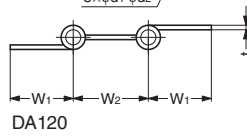
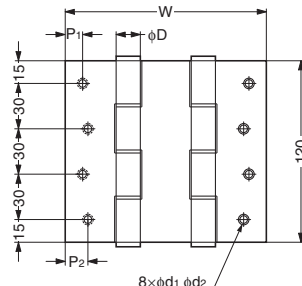
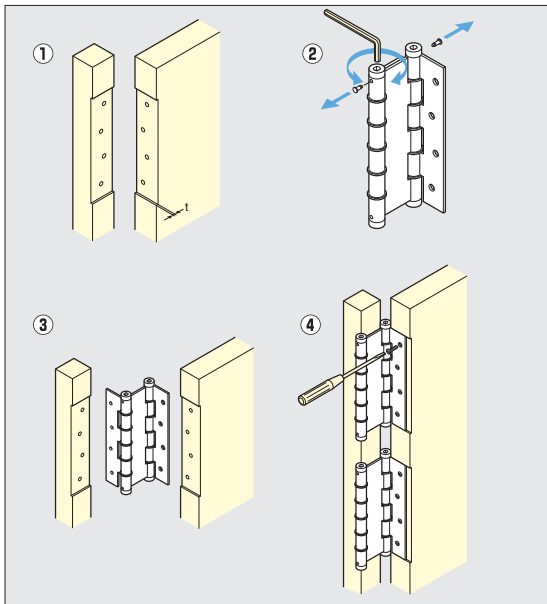


Features

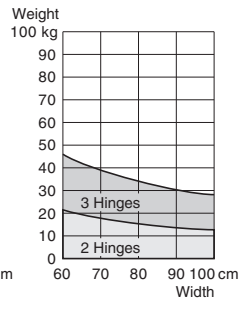
- Successfully passed 500,000 open/close cycles in a private test.
- Hinge allows door to be opened forwards or backwards.
- Spring powered to automatically close.
- Spring strength is adjustable.
- Angle of opening movement in either direction is 180°.
- All parts made from stainless steel (SUS304) for high corrosion resistance.



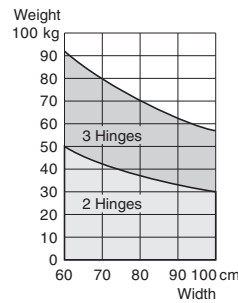
Installation



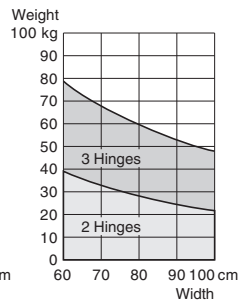
DA120-5404




DA120-5414



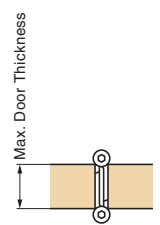
DA180-5904



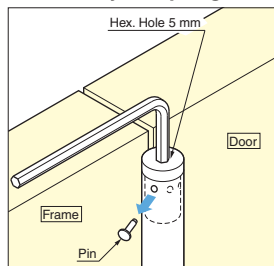
DA180-5914



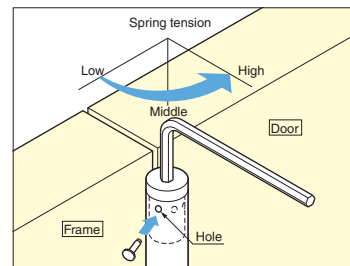
DA180-5934



How to Adjust Spring Tension



Loosen shaft with Hex key and remove the pin.



Adjust spring tension with three steps. Put the pin to the hole and fix.

Item Code	Item Name	Material	Finish	W	W ₁	W ₂	P ₁	P ₂	D	t	d ₁	d ₂	Max. Door Thickness	Weight	Box
170-090-803	DA120-5404-01	Aluminium Alloy	Anodized	101	29.5	42	6.5	11.5	16	4	5.3	10	30	296 g	2 pcs
170-090-804	DA120-5414-01	Aluminium Alloy	Anodized	133	40	53	11	16	16	4	5.3	10	40	337 g	2 pcs
170-090-805	DA120-5414-05	Stainless Steel (SUS304)	Plain	133	40	53	11	16	17	2.5	5.5	9	36	599 g	2 pcs
170-090-806	DA180-5904-01	Aluminium Alloy	Anodized	101	29.5	42	6.5	11.5	16	4	5.3	10	30	431 g	2 pcs
170-090-807	DA180-5914-01	Aluminium Alloy	Anodized	133	40	53	11	16	16	4	5.3	10	40	492 g	2 pcs
170-090-808	DA180-5914-05	Stainless Steel (SUS304)	Plain	133	40	53	11	16	18	3	5.5	9	38	1,006 g	2 pcs
170-090-809	DA180-5934-01	Aluminium Alloy	Anodized	157	48.5	60	19.5	24.5	16	4	5.3	10	50	560 g	2 pcs

