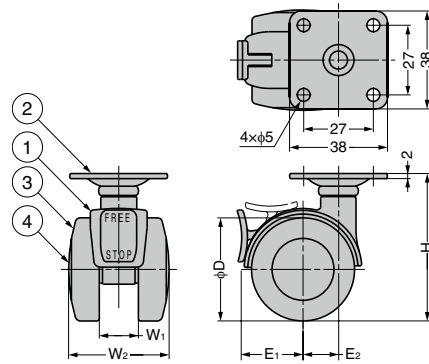


TWIN WHEEL CASTER DB, DS Plate Type

LOAD CAPACITY 490~784 N



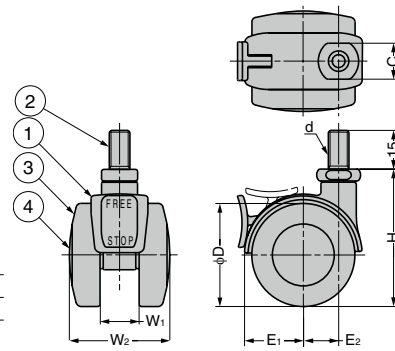

Drawing above shows the model with brake.

No.	Part Name	Material	Finish/Colour
①	Body	Zinc Alloy (ZDC)	Chrome
②	Plate	Steel	Clear Zinc Chromate
③	Wheel	PA	Black
④	Cover	Stainless Steel (SUS430)	-

RoHS	CAD	Item Code	Item Name	Type	D	W ₁	W ₂	H	E ₁	E ₂	Load Capacity N/pc	Load Capacity kg/pc	Weight (g)	Box (pcs)	Carton (pcs)
☑	3D	200-132-506	DB-40P	With Brake	40.5	15	39.5	58.5	27	12.5	490	50	130	120	-
☑	3D	200-132-505	DS-40P	Without Brake					23.5						
☑	3D	200-132-510	DB-50P	With Brake	50.5	18	46	71.5	33.5	17	784	80	210	100	-
☑	3D	200-132-509	DS-50P	Without Brake					29						

TWIN WHEEL CASTER DB, DS Threaded Bolt Type

LOAD CAPACITY 490~784 N



Drawing above shows the model with brake.

No.	Part Name	Material	Finish/Colour
①	Body	Zinc Alloy (ZDC)	Chrome
②	Threaded Bolt	Steel	Metric Screw Thread: Clear Zinc Chromate Inch Screw Thread: Coloured Zinc Chromate
③	Wheel	PA	Black
④	Cover	Stainless Steel (SUS430)	-

RoHS	CAD	Item Code	Item Name	Type	D	W ₁	W ₂	H	C	d	E ₁	E ₂	Load Capacity N/pc	Load Capacity kg/pc	Weight (g)	Box (pcs)	Carton (pcs)
☑	3D	200-133-184	DB-40-3	With Brake	40.5	15	39.5	53.5	14	W3/8	27	12.5	490	50	120	120	-
☑	3D	200-132-504	DS-40-3	Without Brake							23.5				107	120	-
☑	3D	200-943-860	DB-40-8	With Brake						M8	27	120	120	-			
☑	3D	200-943-859	DS-40-8	Without Brake							23.5	107	120	-			
☑	3D	200-132-502	DB-40-10	With Brake	50.5	18	46	67.5	17	M10	27	17	784	80	120	120	-
☑	3D	200-132-501	DS-40-10	Without Brake							23.5				107	120	-
☑	3D	200-132-508	DB-50-3	With Brake	50.5	18	46	67.5	17	W3/8	33.5	17	784	80	204	100	-
☑	3D	200-132-507	DS-50-3	Without Brake							29				190	100	-
☑	3D	200-943-866	DB-50-8	With Brake						M8	33.5	204	100	-			
☑	3D	200-943-865	DS-50-8	Without Brake							29	190	100	-			
☑	3D	200-943-868	DB-50-10	With Brake	M10	17	67.5	17	17	33.5	17	784	80	204	100	-	
☑	3D	200-943-867	DS-50-10	Without Brake										29	190	100	-