

TRUNK HANDLE TMU-115

TEST METHOD 1

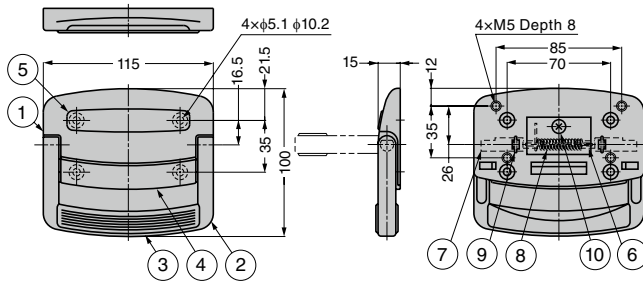
INSTRUCTION



- Both back screw mount and front screw mount is available.
- Spring loaded trunk handle.
- Small type (TMU-100) also available. For further details, please contact local representatives.

[Parts Included]

- For back screw mount: Truss head screw M5×6
- For front screw mount: Countersunk head wood screw 4.8×25 and 4.8×20



No.	Part Name	Material	Finish / Colour
①	Body	Zinc Alloy (ZDC)	Chrome
②	Handle	Zinc Alloy (ZDC)	Chrome
③	Grip	Elastomer (TPE)	Dark Blue
④	Case Cover 1	Elastomer (TPE)	Dark Blue
⑤	Case Cover 2	Elastomer (TPE)	Dark Blue
⑥	Back Cover	Steel (SPCC)	Coloured Zinc Chromate
⑦	Shaft	Zinc Alloy (ZDC)	Nickel
⑧	Spring	Steel SWP	Coloured Zinc Chromate
⑨	Pivot Ring	—	5103-31
⑩	Screw	Steel (SWCH)	Coloured Zinc Chromate

RoHS	CAD	Item Code	Item Name	Load Capacity N	Load Capacity kgf	Weight (g)	Box (pcs)	Carton (pcs)
—	3D	100-901-273	TMU-115	392	40	460	10	40

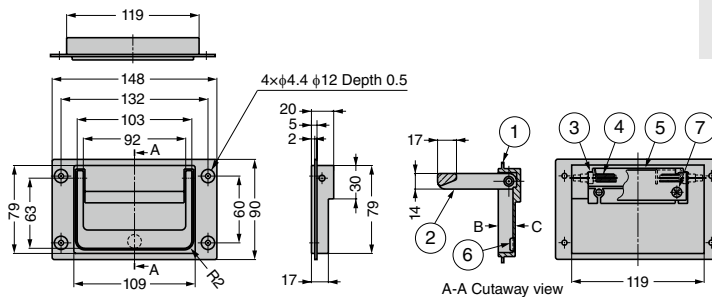
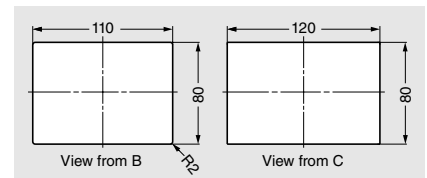
TRUNK HANDLE PT-148

TEST METHOD 1



- Spring loaded trunk handle.

[Cut Out Dimensions]



No.	Part Name	Material	Finish / Colour
①	Body	Zinc Alloy (ZDC)	Grey Enamel
②	Handle	Zinc Alloy (ZDC)	Finish
③	Shaft	Zinc Alloy (ZDC)	Plain
④	Spring	Steel (SW)	Clear Zinc Chromate (Trivalent)
⑤	Back Cover	Steel (SPCC)	Coloured Zinc Chromate (Trivalent)
⑥	Bumper	PUR	Clear
⑦	Countersunk Head Screw	Steel (SWCH)	Coloured Zinc Chromate (Trivalent)

RoHS	CAD	Item Code	Item Name	Load Capacity N	Load Capacity kgf	Weight (g)	Box (pcs)	Carton (pcs)
CE	3D	100-019-183	PT-148	490	50	645	20	—