

REVISION HISTORY			
REV	DATE	BY	DESCRIPTION
G	17SEP2019	CSN/SKB	PRN: P2019-2340

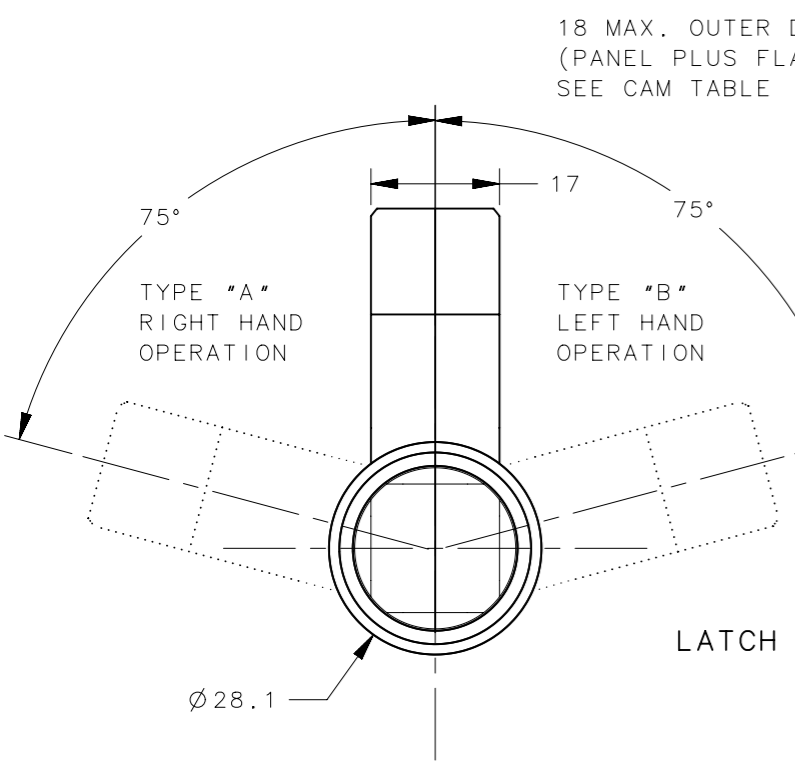
STANDARD PART NUMBER

E3-H RR 38-UU0

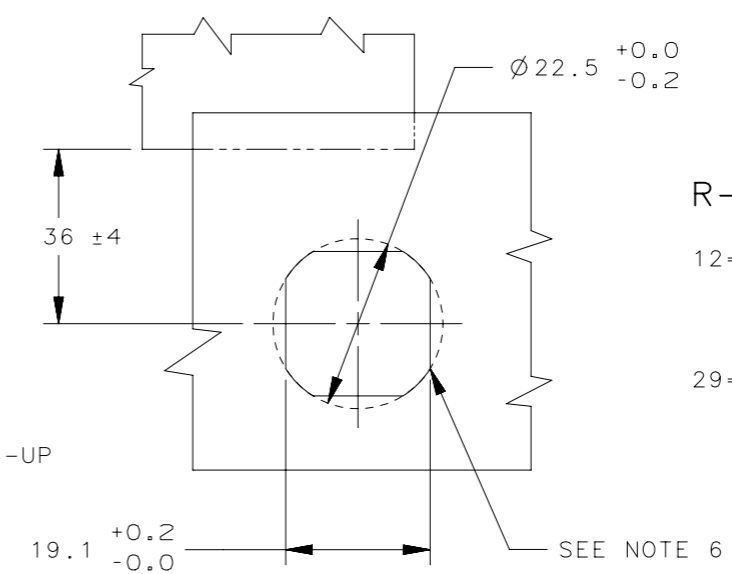
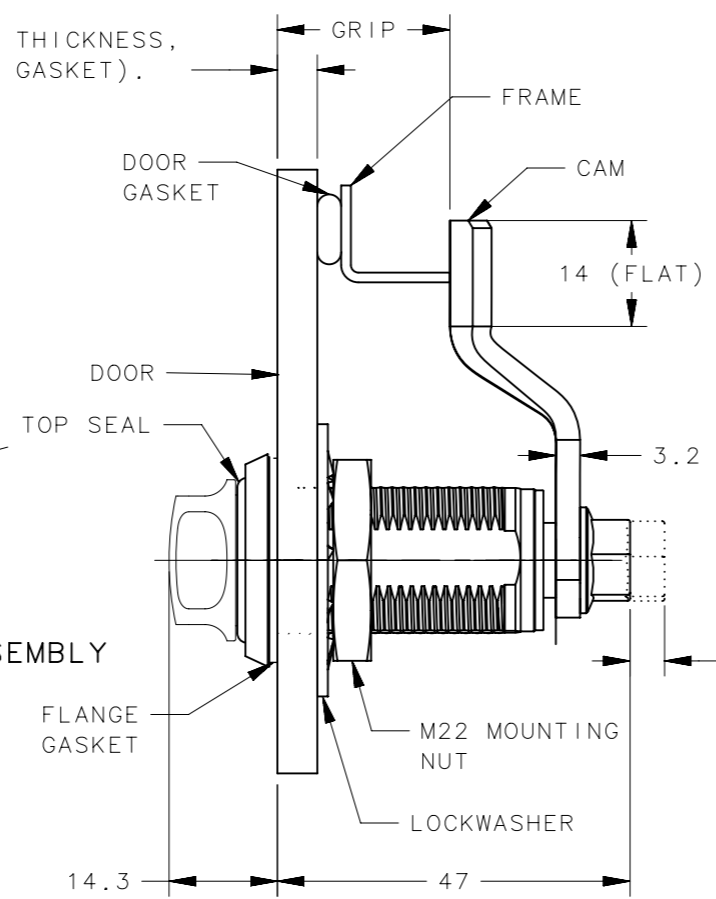
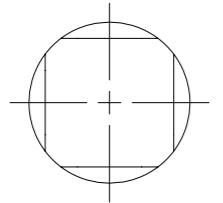
ROTATION — HEAD STYLE

R- ROTATION STYLE

- 12= LATCH SHIPPED UNASSEMBLED, TYPE A (TURN CAP CLOCKWISE TO LATCH)
- 29= LATCH SHIPPED UNASSEMBLED, TYPE B (TURN CAP COUNTER-CLOCKWISE TO LATCH)



HEAD STYLE
17mm SQUARE



CAM PART NUMBER (ORDER CAM SEPARATELY)	
TOTAL GRIP	CAM PART NUMBER
20	E5-1200-24
22	E5-1201-24
24	E5-1202-24
26	E5-1203-24
28	E5-1204-24
30	E5-1205-24
32	E5-1206-24
34	E5-1207-24
36	E5-1208-24
38	E5-1209-24
40	E5-1210-24
42	E5-1211-24
44	E5-1212-24
46	E5-1213-24
48	E5-1214-24
50	E5-1215-24
52	E5-1216-24
54	E5-1217-24
56	E5-1218-24
58	E5-1219-24

- NOTES**
- OPERATION: 195° TURN OF DRIVER CAUSES CAM TO ROTATE AND PULL UP AS SHOWN.
 - DETERMINE TOTAL GRIP BY ADDING: MAX. OUTER DOOR THICKNESS (INCLUDE ALL ACCESSORIES) PLUS COMPRESSED FRAME GASKET AND FRAME THICKNESS.
 - FIND YOUR TOTAL GRIP IN CAM TABLE BASED ON OUTER DOOR THICKNESS.
 - INSTALLATION:
 - INSERT LATCH INTO HOLE IN DOOR, IN THE UNLATCHED POSITION. CHECK FOR PROPER ORIENTATION AND OPERATION OF CAM.
 - RECOMMENDED MOUNTING NUT M22 (27mm ACROSS FLATS) TIGHTENING TORQUE IS 20Nm AND CAM MOUNTING SCREW IS 10Nm.
 - CAM TO BE ORDERED SEPARATELY. SEE CAM TABLE FOR PART NUMBER.
 - OPTIONAL ROUND HOLE INSTALLATION WITH SPUR WASHER, PART NUMBER 90-6-875
 - RECOMMENDED TO BE USED WITH SOUTHCO KEY E3-17-1

COMPONENT	MATERIAL	FINISH
HOUSING	STAINLESS STEEL	PASSIVATED
CAP	STAINLESS STEEL	PASSIVATED
TOP SEAL	EPDM	BLUE
RETAINER	STAINLESS STEEL	NATURAL
SPRING	STAINLESS STEEL	NATURAL
O-RING	BUNA-N	NA
SLEEVE	STAINLESS STEEL	PASSIVATED
CAM	ALLOY STEEL	ZINC IMMERSION COATING
SHAFT	STAINLESS STEEL	PASSIVATED
PIN	STEEL	ZINC PLATE
CAM	STAINLESS STEEL	PASSIVATED
SCREW	STAINLESS STEEL	PASSIVATED
LOCKWASHER	STAINLESS STEEL	PASSIVATED
MOUNTING NUT	INTEC 1900	NATURAL
GASKET SEAL	EPDM	BLUE
SEAL	EPDM	BLUE

THIRD ANGLE PROJECTION				
MILLIMETERS [IN]	DESCRIPTION			J-E3-12-16
TOLERANCES UNLESS OTHERWISE NOTED	STAINLESS STEEL HYGIENE SERIES-FIXED GRIP			
ALL DIMENSIONS WITHOUT TOLERANCES ARE FOR REFERENCE ONLY.	SIZE	SYSTEM	DWG NO.	12FEB2018
PER ASME Y14.5M-1994	A3	NX		
PROPRIETARY ITEM	DRAWN BY	DATE	SCALE	SHEET
EXCEPT FOR USES EXPRESSLY GRANTED IN WRITING, INFORMATION DISCLOSED HEREON IS CONFIDENTIAL AND ALL RIGHTS, PATENT AND OTHERWISE, ARE RESERVED BY SOUTHCO, INC.	DKM	12FEB2018	NTS	1 OF 1