

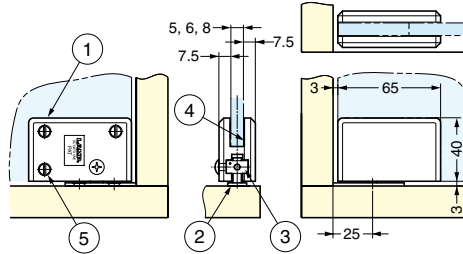
GLASS PIVOT HINGE (INSET)

XL-GC04-CR

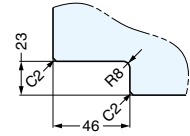


Features

- Inset-type hinge for glass cabinet.
- 1 pair (top / bottom) per set.



Cut Out Dimensions



No.	Part Name	Material	Finish/Colour
①	Body	Zinc Alloy (ZDC)	Chrome
②	Bottom Plate	Steel	Chrome
③	Plate	Stainless Steel (SUS304)	Plain
④	Spacer	Polyvinyl Chloride Resin (PVC)	Clear
⑤	Screw	Stainless Steel (SUS304)	Plain

Item Code	Item Name	Door Width	Door Height	Glass Thickness	Door Weight	Weight	Carton
170-080-009	XL-GC04-CR	Max. 500	Max. 1200	5, 6, 8	Max. 12 kg/set	580 g	24 pcs

GLASS HINGE (OVERLAY, W/ CATCH)



XL-GC07-CR

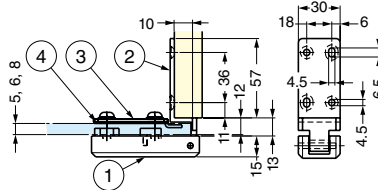


Features

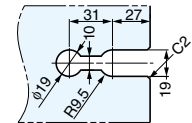
- Hinge with catch for overlay door of glass cabinet.
- Can be used with XL-GC01-CR (P.337).

Remarks

Can not be used with XL-GC02 because the lock is only for inset doors.



Cut Out Dimensions



No.	Part Name	Material	Finish/Colour
①	Body	Zinc Alloy (ZDC)	Chrome
②	Hinge Plate	Zinc Alloy (ZDC)	Chrome
③	Back Plate	Steel	Chrome
④	Spacer	Rubber	Black

Item Code	Item Name	Door Width	Door Height	Glass Thickness	Door Weight	Weight	Carton
170-080-008	XL-GC07-CR	Max. 500	Max. 1200	5, 6, 8	Max. 12 kg/2 pcs	303 g	24 pcs

GLASS BRACKET

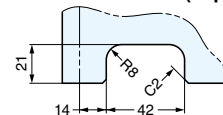
XL-GC05-CR



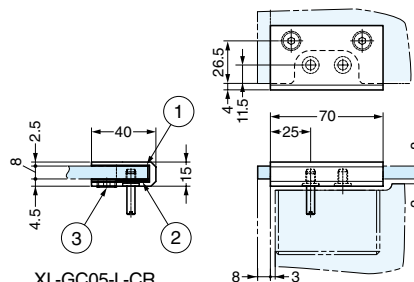
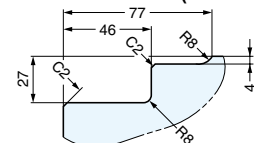
Features

- Top board hinge bracket for glass cabinet.
- To be used with XL-GC04-CR (above).

Cut Out Dimensions (Top Board)



Cut Out Dimensions (Glass Door)



XL-GC05-L-CR

No.	Part Name	Material	Finish/Colour
①	Body	Zinc Alloy (ZDC)	Chrome
②	Spacer	Polyvinyl Chloride Resin (PVC)	Clear
③	Screw	Stainless Steel (SUS304)	Plain

Item Code	Item Name	Type	Material	Finish	Glass Thickness	Weight	Carton
170-080-011	XL-GC05-R-CR	Right	Zinc Alloy (ZDC)	Chrome	8	180 g	24 pcs
170-080-010	XL-GC05-L-CR	Left	Zinc Alloy (ZDC)	Chrome	8	180 g	24 pcs