


160° Opening

23 mm Overlay

Overlay  
14 - 23 mm

Cup Dia  $\Phi$  40 Bore Depth 15 mm  
Door Thickness 18 - 34 mm

Mounting Plate 100 Series  
(P.389-392)



CONCEALED HINGE

H160

Item Code	Item Name	Type	Material	Finish	Weight	Carton
160-073-621	H160-34/23	w/o Catch	Body/Steel, Cup/Zinc Alloy (ZDC)	Chrome	186 g	100 pcs
160-073-631	H160-C34/23	w/ Catch	Body/Steel, Cup/Zinc Alloy (ZDC)	Chrome	200 g	100 pcs

Features

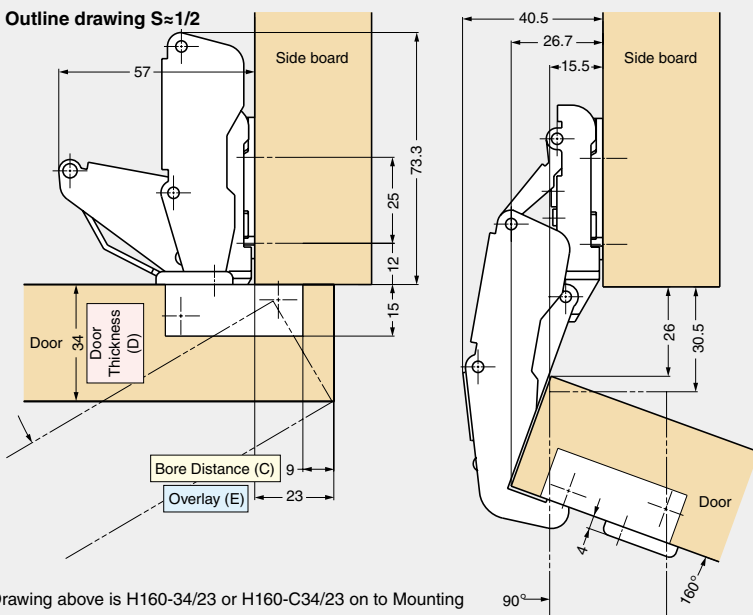
Screw mount.

Sold Separately

100 series mounting plate (P.389-392).

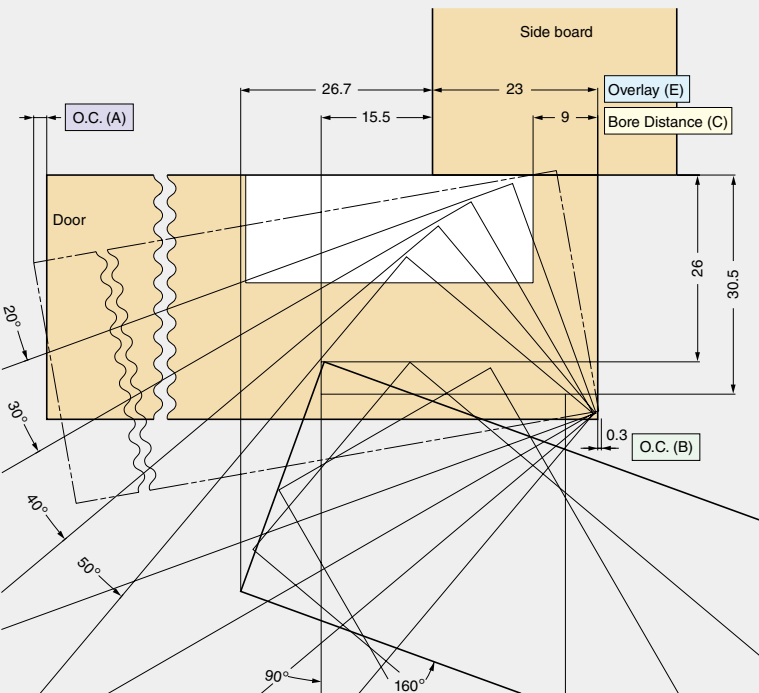
Picture above is the combination of concealed hinge and mounting plate.

• Outline drawing S≈1/2



Drawing above is H160-34/23 or H160-C34/23 on to Mounting Plate 100-03A: Bore Distance 9 mm, Door Thickness 34 mm and 23 mm Overlay.

• Locus chart S≈1/1



Drawing above is Bore Distance 9 mm, Door Thickness 34 mm, Side Board Thickness 34 mm and 23 mm Overlay.

Bore Distance (C)

Bore Distance (C)	3	4	5	6	7	8	9
Overlay (E)	17	18	19	20	21	22	23

For standard type mounting plate 0 mm thickness.

Turning the overlay adjustment screw or using distance plate (2 mm thickness) to adjust overlay (Max. - 6 mm).

Opening Clearance (O.C.)

Clearances for door edge O.C. (A) and hinge side O.C. (B) are necessary. O.C. (A) and (B) change depending on door thickness and bore distance (C). Refer to locus chart and tables below when designing cabinets.

O.C. (B)

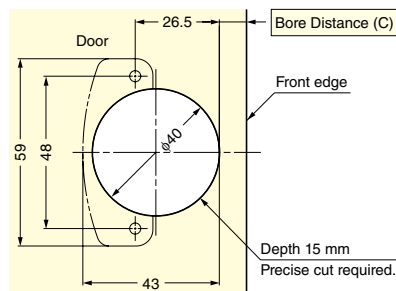
Door Thickness (D)	Bore Distance (C)							
	3	4	5	6	7	8	9	
Max. 33	Max. 0.2							
34	0.3	0.3	0.3	0.3	0.3	0.3	0.3	
35	0.7	0.7	0.7	0.7	0.7	0.6	0.5	
36	3.2	3.0	2.7	2.3	1.6	1.3	0.9	
37	5.0	4.4	3.8	3.2	2.6	2.1	1.6	
38	6.2	5.5	4.8	4.2	3.5	2.9	2.4	
39	7.2	6.4	5.7	5.1	4.4	3.9	3.3	
40	8.3	7.3	6.6	6.0	5.4	4.7	4.2	
O.C. (B)								

Please refer to the locus chart if door thickness is over 34 mm.

O.C. (A)

Door Thickness (D)	Door Width			
	300	400	500	600
20	1.4	1.1	0.8	0.7
30	1.8	1.3	1.0	0.8
34	1.8	1.3	1.0	0.8
O.C. (A)				

Cut Out Dimensions



• Recommended screw

Size 3.5 raised countersunk head tapping screw or wood screw.

Door Dimensions and Number of Hinges

Please refer to P.394.