DETENT HINGE HG-FH128

VIDEO

- Holds doors at 60° and 120° .
- Depth and horizontal adjustment can also be made after installation.
- Covers for the screw holes are included.
- Fluororesin washer at rotation part ensures smooth operation.

[Applications]

- Environmental test equipment, laboratory equipment, etc.

[Parts Included]

- Hexagon socket head cap screw M6×25 (SUS)
- Hexagon socket head cap screw M5×25 (SUS)
- Hexagon socket countersunk head screw M5×14 (SUS)
- Oval washer for M5 (SUS)
- Washer 6 (SUS)

Video Link



[How to Install (Screws Included)]

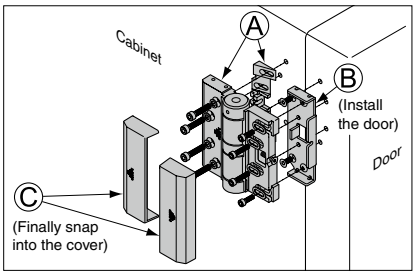

Install by steps Ⓐ～Ⓒ

[How to Adjust Position (With Cover Removed)]

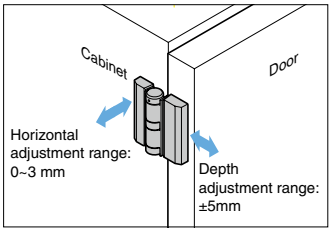

Horizontal adjustment

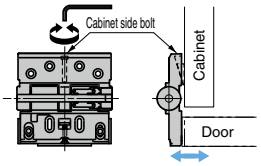

Horizontal adjustment of door can be made by rotating the cabinet-side bolt of hinge.

Depth adjustment

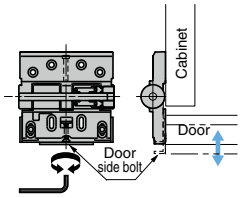

Depth adjustment of door can be made by rotating the door-side bolt of hinge.

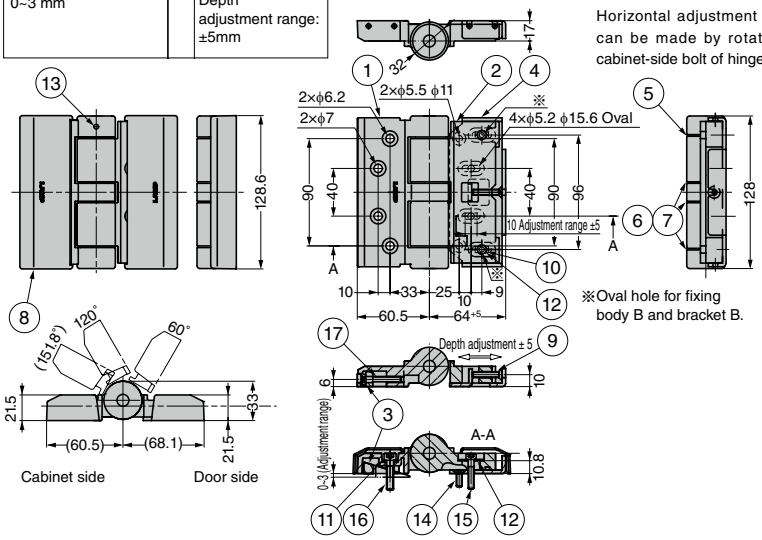

[Cut Out Dimensions]

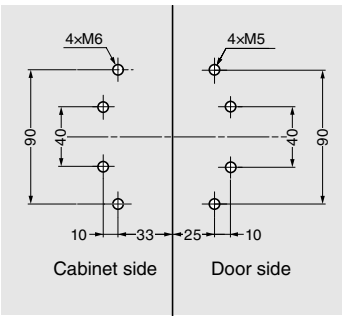

No.	Part Name	Material	Finish
①	Body A	Zinc Alloy (ZDC)	Dull Nickel + Clear Finish
②	Body B		
③	Bracket A		Nickel
④	Bracket B	Stainless Steel (SUS304)	Barrel Polished
⑤	Washer	PTFE	–
⑥		POM	
⑦		PS	
⑧	Cover	AES	Metallic Silver Paint

No.	Part Name	Material	Finish
⑨	Hexagon Socket Countersunk Head Screw M5×25	Stainless Steel	–
⑩	Hexagon Socket Head Cap Screw M5×12		
⑪	Washers 6		
⑫	Oval Washer for M5		
⑬	Spring Pin 4×32		
⑭	Hexagon Socket Countersunk Head Screw M5×14		
⑮	Hexagon Socket Head Cap Screw M5×25		
⑯	Hexagon Socket Head Cap Screw M6×25		
⑰	Hexagon Socket Low Head Screw M5×30		

RoHS	CAD	Item Code	Item Name	Door Width	Door Height	Door Weight kg/Pair	Retaining Torque N·m/Pair	Retaining Torque kgf·m/Pair	Weight (g)	Box (pcs)	Carton (pcs)
G	3D	170-090-317	HG-FH128	600~900	900~1200	Max. 40	10	102	1500	1	6