


INSET RECEDING DOOR MECHANISM (W/ SOFT CLOSING)



IF



	IF-102SL IF-102SR	IF-102W	IF-H102SL IF-H102SR	IF-H102W
Door Width	Max. 1200 mm	Max. 1200 mm	Max. 1200 mm	Max. 1200 mm
Door Thickness	15 - 20 mm	15 - 20 mm	18 - 30 mm	18 - 30 mm
Torque Moment	1.96 - 6.86 Nm (20 - 70 kgfcm)	4.9 - 13.7 Nm (50 - 140 kgfcm)	1.96 - 6.86 Nm (20 - 70 kgfcm)	4.9 - 13.7 Nm (50 - 140 kgfcm)

Features

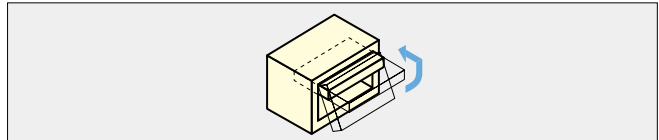
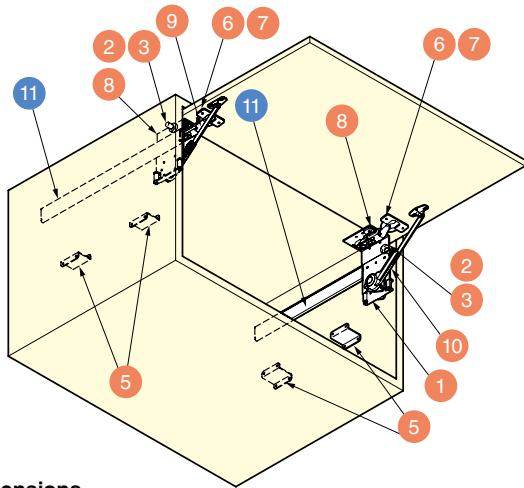
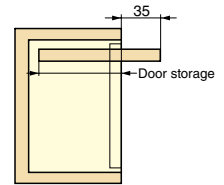
- For upward-opening flap doors.
- Built-in damper provides soft closing near closing radius, preventing slamming.
- Flap door retracts inside cabinet, allowing other cabinets to be installed on top.
- Successfully passed 30,000 open/close cycles in a private test.

Remarks

1 set of IF-102 (Parts set) and 2 pcs of AL-78 (Rails) are necessary for 1 cabinet.

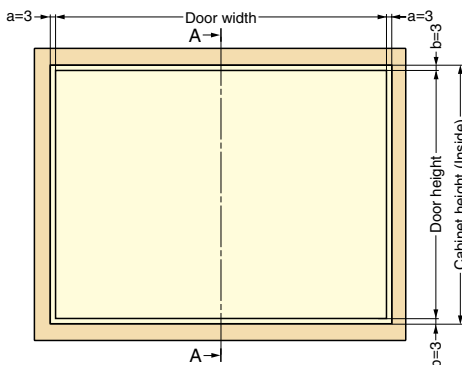
Door Storage and Recommended Door Height

Rail	Door Storage		Recommended Door Height	
	IF-102SL IF-102SR IF-102W	IF-H102SL IF-H102SR IF-H102W	IF-102SL IF-102SR IF-102W	IF-H102SL IF-H102SR IF-H102W
AL-78-14	263.7+Door Thickness mm	260.9+Door Thickness mm	298.7+Door Thickness mm	295.9+Door Thickness mm
AL-78-16	314.5+Door Thickness mm	311.7+Door Thickness mm	349.5+Door Thickness mm	346.7+Door Thickness mm
AL-78-19	390.7+Door Thickness mm	387.9+Door Thickness mm	425.7+Door Thickness mm	422.9+Door Thickness mm
AL-78-24	517.7+Door Thickness mm	514.9+Door Thickness mm	552.7+Door Thickness mm	549.9+Door Thickness mm

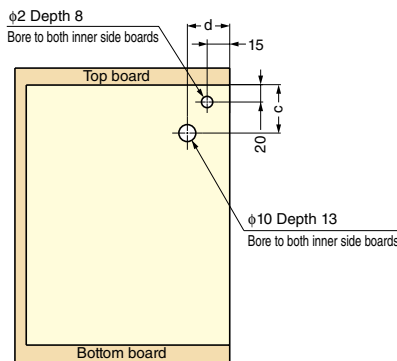


Cut Out Dimensions

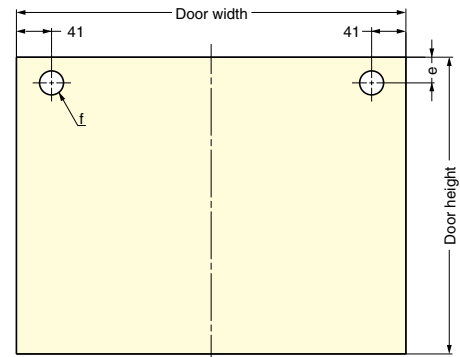
Cabinet front



Cabinet cutaway view (A-A)



Door cut out dimensions




Item Name	c	d	e	f	Weight
IF-102SL	37.5	9.5+Door Thickness	22.5	φ35 Depth 11	1200 g
IF-102SR	37.5	9.5+Door Thickness	22.5	φ35 Depth 11	1200 g
IF-102W	37.5	9.5+Door Thickness	22.5	φ35 Depth 11	1200 g
IF-H102SL	43.6	9.5+Door Thickness	25	φ40 Depth 15	1365 g
IF-H102SR	43.6	9.5+Door Thickness	25	φ40 Depth 15	1365 g
IF-H102W	43.6	9.5+Door Thickness	25	φ40 Depth 15	1365 g

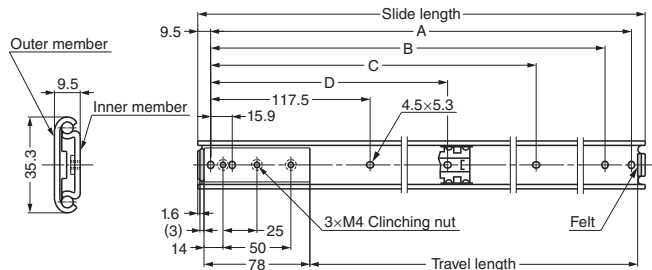


• Necessary Parts..... **Parts Set** + **Rails**

Parts Set		Necessary Parts 1 set for 1 cabinet.										
Item Code	Item Name	Parts Included										
		1 Bracket	2 Roller	3 Insert	4 Slider	5 Guard Plate	6 Hinge 230-C26/19T	7 Hinge H230-C26/26T	8 Mounting Plate 230-P4W-32T	9 Soft-down Stay NSDX-35L	10 Soft-down Stay NSDX-35R	
a	180-122-081	IF-102SL	2 pcs	2 pcs	2 pcs	2 pcs	4 pcs	2 pcs	-	2 pcs	1 pc	-
b	180-122-082	IF-102SR	2 pcs	2 pcs	2 pcs	2 pcs	4 pcs	2 pcs	-	2 pcs	-	1 pc
c	180-122-083	IF-102W	2 pcs	2 pcs	2 pcs	2 pcs	4 pcs	2 pcs	-	2 pcs	1 pc	1 pc
d	180-122-084	IF-H102SL	2 pcs	2 pcs	2 pcs	2 pcs	4 pcs	2 pcs	2 pcs	2 pcs	1 pc	-
e	180-122-085	IF-H102SR	2 pcs	2 pcs	2 pcs	2 pcs	4 pcs	2 pcs	2 pcs	2 pcs	-	1 pc
f	180-122-086	IF-H102W	2 pcs	2 pcs	2 pcs	2 pcs	4 pcs	2 pcs	2 pcs	2 pcs	1 pc	1 pc

* [a] [e] [f]: Please use only. (Do not use)
 *Choose either right/left-handed for the stay of IF-102S.

Rails		Necessary Parts 2 pcs are necessary for 1 cabinet.			
No.	Slide Length	Qty	Item Code / Item Name	Parts Name	Description
11	Slide Length 355.6 mm	1 pc	190-113-945	Rail	 <ul style="list-style-type: none"> • Material Steel • Finish Clear Zinc Chromate
			AL-78-14		
	Slide Length 406.4 mm	1 pc	190-113-942		
			AL-78-16		
	Slide Length 482.6 mm	1 pc	190-113-943		
			AL-78-19		
	Slide Length 609.6 mm	1 pc	190-113-944		
			AL-78-24		



Item Name	Slide Length	Travel Length	A	B	C	D	Weight	Carton
AL-78-14	355.6	267.6	336.6	320.7	219.1	-	274 g	20 pcs
AL-78-16	406.4	318.4	387.4	371.5	269.9	-	308 g	20 pcs
AL-78-19	482.6	394.6	463.6	447.7	346.1	231.8	357 g	40 pcs
AL-78-24	609.6	521.6	590.6	574.7	473.1	295.3	450 g	40 pcs