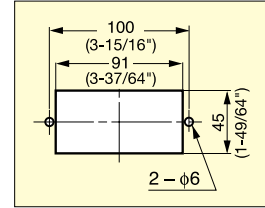
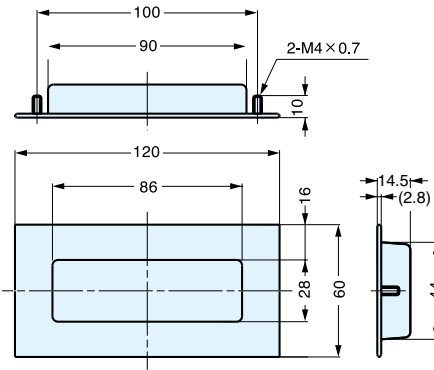


RECESSED PULL



HH-AS2



Cut Out Dimensions

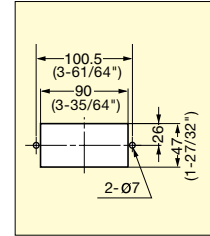
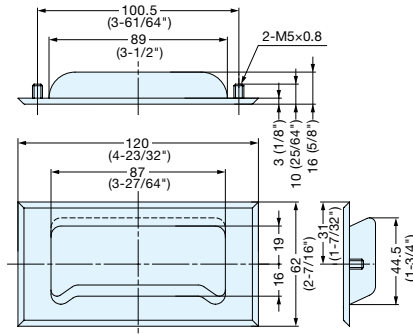
*Titanium version available upon request.

Item No.	Weight (g)	Box (pcs)	Carton (pcs)	Material	Finish
HH-AS2	50	12	240	304 Stainless Steel	Satin

RECESSED PULL



HH-AS3



Cut Out Dimensions

Item No.	Weight (g)	Box (pcs)	Carton (pcs)	Material	Finish
HH-AS3	50	12	240	304 Stainless Steel	Satin

RECESSED PULL



ES



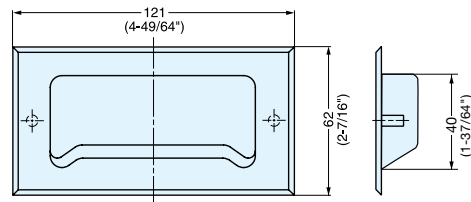
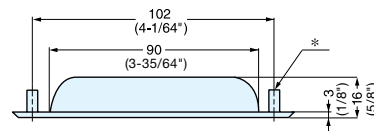
ET
(Male Studs/Copper)

IT
(M4 Female Studs/Copper
with M4x25 Steel screws)

WO
(Weld-on)

* ES-611/ET: Male studs/
Copper M5x0.8 Length 10

* ES-611/IT: Female studs/
Copper M4x0.7 Depth 6



Item No.	Weight (g)	Box (pcs)	Carton (pcs)	Material	Finish
ES-611/ET	68	20	200	304 Stainless Steel	Satin
ES-611/IT	60				
ES-611/WO					