


## SPRING LOADED BAR LATCH

L=R STAINLESS 304 STEEL STAINLESS **BLL**

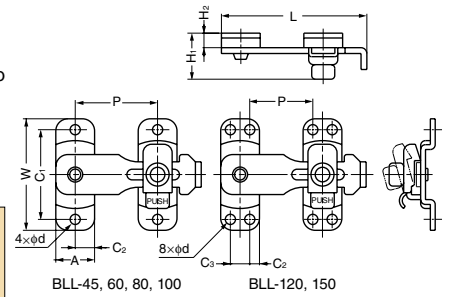
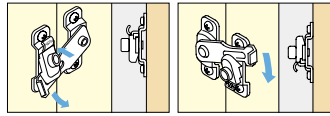


### Features

- Ideal for harsh and high corrosion environments.
- Latch bolt snaps into the strike to prevent accidental release.
- Push tab on strike to release.

### Parts Included

Pan head tapping screw (SUS)



Material	Finish
Stainless Steel (SUS304)	Polished

Item Code	Item Name	L	W	A	C <sub>1</sub>	C <sub>2</sub>	C <sub>3</sub>	H <sub>1</sub>	H <sub>2</sub>	P	d	Screw	Weight	Box	Carton
140-059-073	BLL- 45	48	40	13	32	6.5	-	17	4.5	23± 3	3.2	3 ×10	28 g	20 pcs	400 pcs
140-059-074	BLL- 60	63	46	16	37	8	-	20	6	34± 4	4.2	3.5×16	50 g	20 pcs	400 pcs
140-059-075	BLL- 80	85	65	20	53	10	-	22.5	7	47± 7	5	4.5×16	100 g	10 pcs	200 pcs
140-059-076	BLL-100	105	80	25	66	12.5	-	26.5	8	59± 7	5.5	5 ×20	182 g	10 pcs	100 pcs
140-059-183	BLL-120	127	100	28.5	80	6.75	15	28	8	56±10	5.2	5 ×20	270 g	8 pcs	80 pcs
140-059-184	BLL-150	155	120	30.5	95	7.25	16	28	8	74±14	5.2	5 ×20	350 g	6 pcs	60 pcs

## BAR LATCH

L=R STAINLESS 304 STEEL STAINLESS **BLT**

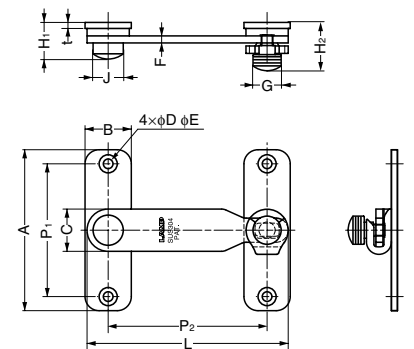
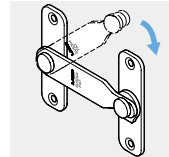


### Features

- Ideal for harsh and high corrosion environments.
- Mirror finish.
- Thick material used for durability.
- With thumb screw on bar to prevent accidental release.

### Parts Included

Countersunk head wood screw (SUS)



Material	Finish
Stainless Steel (SUS304)	Mirror

Item Code	Item Name	L	P <sub>1</sub>	P <sub>2</sub>	A	B	C	D	E	F	G	H <sub>1</sub>	H <sub>2</sub>	J	t	Screw	Weight	Box	Carton
140-050-252	BLT-45	45	30	33	40	14	12	3.5	6	2	9	12	16	9	2	3.1×20	31 g	20 pcs	400 pcs
140-050-253	BLT-60	60	37	45	48	17	15	3.8	7.5	2.5	10	14.5	17.5	10.8	2	3.1×20	54 g	20 pcs	400 pcs
140-050-254	BLT-80	80	53	62	65	21	18	4.3	8	3	12	17	22	13	3	3.5×20	95 g	10 pcs	200 pcs
140-050-255	BLT-100	100	66	79	80	24	21	4.8	9	4	14	19.8	25.5	15	3	3.8×20	177 g	10 pcs	100 pcs
140-050-256	BLT-120	120	73	98	90	28	24	5.1	10	4	16	22	27.5	18.5	4	4.5×20	243 g	8 pcs	80 pcs

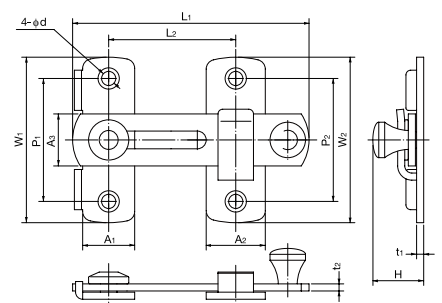
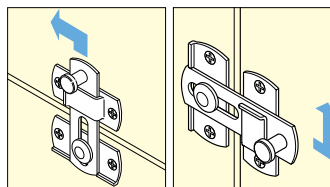
## BAR LATCH

L=R STAINLESS 304 STEEL **SSL**



### Features

- Latch can be locked by sliding-in the bar.
- Slide out and lift the bar to release.



Material	Finish
304 Stainless Steel	Polished

Item Code	Item Name	L <sub>1</sub>	L <sub>2</sub>	W <sub>1</sub>	W <sub>2</sub>	A <sub>1</sub>	A <sub>2</sub>	A <sub>3</sub>	P <sub>1</sub>	P <sub>2</sub>	H	t <sub>1</sub>	t <sub>2</sub>	d	Screw	Weight	Box	Carton
140-059-179	SSL- 50	50	20±4	35	35	13	15	13	26	26	14.5	2	2	φ4.2, φ6.2	3x16	32 g	20 pcs	600 pcs
140-059-180	SSL- 70	70	28±6	50	50	18	20	18	37	37	19	2	2.5	φ5.2, φ8	3.5x16	68 g		360 pcs
140-059-176	SSL-100	100	45±15	70	70	22	25	22	52	52	21.5	3	3	φ5.8, φ9	4x25	142 g	10 pcs	160 pcs