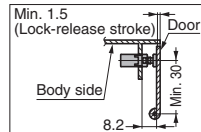


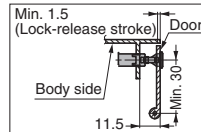
## NON-MAGNETIC MINI TOUCH LATCH PR4PK-B Snap-in Installation



### [Combination with Counter Plate for Screw Mount]



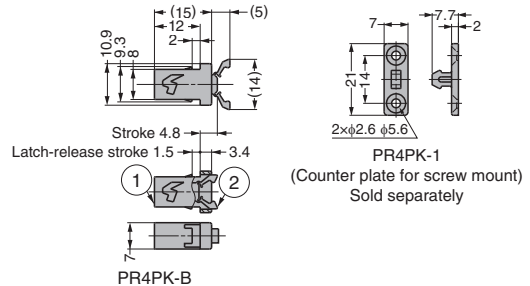
### [Combination with Counter Plate for Snap-in]



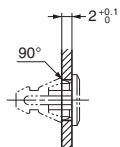
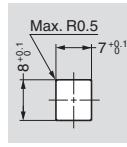
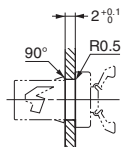
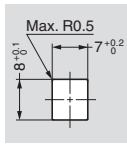
- Snap-in type (body, counter plate for snap-in).
- No handle needed, just push to open/close.
- Lightly push to open the door. When closing, arm will catch the counter plate (sold separately) and hold the door by lightly pushing, too.

### [Sold Separately]

- PR4PK-1 (Counter plate for screw mount)
- PR4PK-2 (Counter plate for snap-in)



### [Cut Out Dimensions for Body]



### [Body]

RoHS	CAD	Item Code	Item Name	Retaining Force N	Retaining Force kgf	Door Thickness	Weight (g)	Box (pcs)	Carton (pcs)
		140-050-118	PR4PK-B	12	1.2	2	0.7	1000	10000

### [Counter Plate] Sold Separately


RoHS	CAD	Item Code	Item Name	Product Name	Material	Weight (g)	Box (pcs)	Carton (pcs)
		140-059-019	PR4PK-1	Counter Plate for Screw Mount	POM	0.4	-	1000
		140-059-018	★PR4PK-2	Counter Plate for Snap-in		0.5	-	500

★Discontinued

Counter plate head details

No.	Part Name	Material	Colour
①	Body	POM	Black
②	Arm	PA	

## NON-MAGNETIC MINI TOUCH LATCH NS2 Snap-in Installation

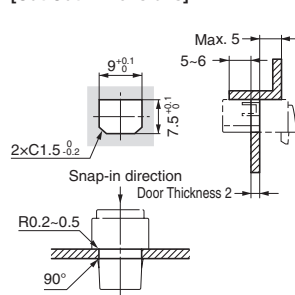
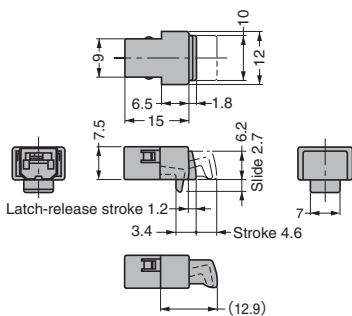


- Miniature design is ideal for small door applications.
- Latch is less likely to be damaged even if forcibly removing the door when locked.
- Snap-in type.
- No handle needed, just push to open/close.
- Lightly push to open the door. When closing, arm will catch the counter plate and hold the door by lightly pushing, too.

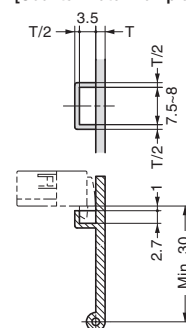
### [Remarks]

- Counter plate not included. Please prepare the counter plate, for example by forming on the door side.

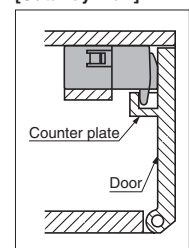
### [Cut Out Dimensions]



### [Counter Plate Example]



### [Cutaway View]



RoHS	CAD	Item Code	Item Name	Material	Colour	Door Thickness	Weight (g)	Box (pcs)	Carton (pcs)
		140-059-098	NS2	Polycarbonate	Black	2	1.1	500	-