


# PUSH KNOB LATCH



## PKL05



Push Knob

Latch Body and Counter Plate



GA

CR

Push Knob

Item Code	Item Name	Type	Finish/Colour	Weight	Box	Carton
140-015-031	PKL05RGA	Right	Gold	68 g	20 pcs	200 pcs
140-015-030	PKL05RCR	Right	Chrome	68 g	20 pcs	200 pcs
140-015-028	PKL05LGA	Left	Gold	68 g	20 pcs	200 pcs
140-015-027	PKL05LCR	Left	Chrome	68 g	20 pcs	200 pcs

Latch Body-Counter Plate

Item Code	Item Name	Colour	Retaining Force N	Retaining Force kgf	Weight	Box	Carton
140-012-822	PKLW	White	98 N	10 kgf	29 g	20 pcs	200 pcs

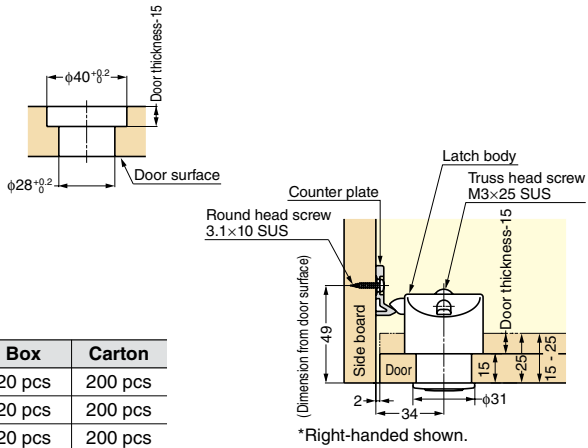
### Features

- When the knob is pushed in, the product becomes flush with its surroundings for a safe and smart design.
- Pushing the knob in while the door is closed will lock it. Pushing the knob again will unlock it.
- Available in both right hanging and left hanging types.
- Available for both overlay and inset doors.

### Parts Included

Round head wood screw 3.1×10, 3.1×28 (SUS)

### Cut Out Dimensions



Part Name	Material
Push Knob	ABS
Latch Body	ABS/Polyacetal (POM)
Counter Plate	ABS

# PUSH KNOB LATCH



## PKL07



Push Knob

Latch Body and Counter Plate



Push Knob

Item Code	Item Name	Colour	Weight	Box	Carton
140-012-819	PKL-07SW	White	33 g	20 pcs	200 pcs

Latch Body-Counter Plate

Item Code	Item Name	Colour	Retaining Force N	Retaining Force kgf	Weight	Box	Carton
140-012-820	PKLSW	White	98 N	10 kgf	29 g	20 pcs	200 pcs

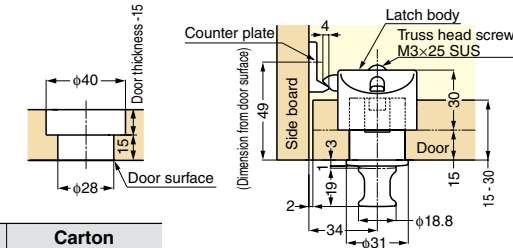
### Features

- When the knob is pushed in, the product becomes flush with its surroundings for a safe and smart design.
- Pushing the knob in while the door is closed will lock it. Pushing the knob again will unlock it.
- Available for both overlay and inset doors.

### Parts Included

Round head wood screw 3.1×10, 3.1×28 (SUS)

### Cut Out Dimensions



Part Name	Material
Push Knob	ABS
Latch Body	ABS/Polyacetal (POM)
Counter Plate	ABS