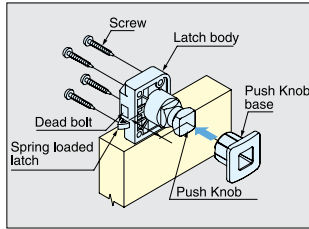


PUSH KNOB LATCH



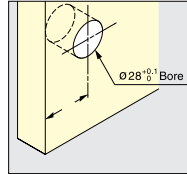
TLP-S



- Knob and Latch combined:
 - Knob is stored flush when pushed in and not in use.
 - Knob pops out when pressed to open the door.
 - Latch securely locks the door with deadbolt.
- Door Thickness: 19 mm~30 mm (3/4"~ 1-3/16")
- Holding Force: 20 kg (44 lbs)
- Non-Handed: Can be installed on left or right side.
- Order Instructions:
 - Order Latch Body (TLP-LBM/WHT) and Push Knob (TLP-S-BB/XX) for complete set.



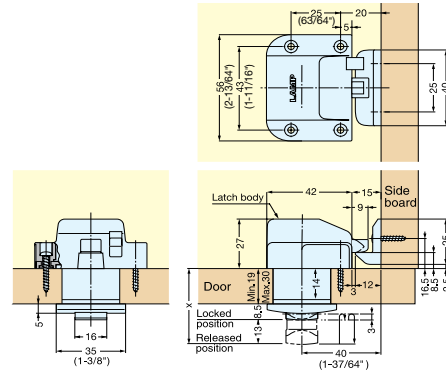
TLP-S-BB-CR TLP-S-BB-G TLP-S-BB-SN TLP-LBM/WHT



Bore Dimensions

Supplied with 2 threaded screws (L=24mm and L=30mm)

Threaded Screw	Door Thickness	Dimensions X
L=24	19 (3/4")	40.5 (1-19/32")
	20 (25/32")	41.5 (1-5/8")
	21 (53/64")	42.5 (1-43/64")
	22 (55/64")	43.5 (1-23/32")
	23 (29/32")	44.5 (1-51/64")
24 (15/16")	45.5 (1-51/64")	
Threaded Screw	Door Thickness	Dimensions X
L=30	25 (63/64")	46.5 (1-53/64")
	26 (1-1/64")	47.5 (1-55/64")
	27 (1-1/16")	48.5 (1-29/32")
	28 (1-3/32")	49.5 (1-61/64")
	29 (1-9/64")	50.5 (1-63/64")
30 (1-11/64")	51.5 (2-1/32")	



Part Name	Material	Finish/Color	
		Knob	Latch
Latch Body	Polyamide	Chrome (CR)	White
Push Button	Brass	Satin Nickel (SN)	
Push Button Base	Zinc Alloy	Gold (G)	

Item No.	Part Name	Holding Force (kg)
TLP-S-BB/CR	Push Knob and Base	20 (44lbs)
TLP-S-BB/SN		
TLP-S-BB/G		
TLP-LBM/WHT	Latch Body	

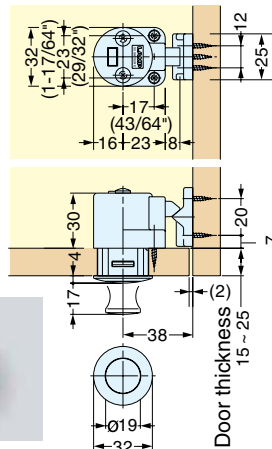
CATCHES & LATCHES

PUSH KNOB LATCHES

PUSH KNOB LATCH



DPL-RO



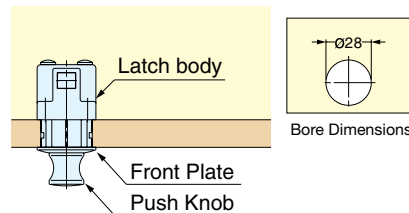
- Knob and Latch combined:
 - Knob is stored flush when pushed in and not in use.
 - Knob pops out when pressed to open the door.
 - Latch securely locks the door with deadbolt.
- Door Thickness: 15 mm~25 mm (19/32"~ 63/64")
- Holding Force: 10 kg (22 lbs)
- Non-Handed: Can be installed on left or right side.
- Other ring shape available.
 - Oval: DPL-OV
 - Square: DPL-SQ



Latch Body

DPL-RO-G

DPL-RO-CR



Bore Dimensions

Item No.	Finish	Holding Force (kg)	Weight (g)	Box (pcs)	Carton (pcs)
DPL-RO-G	Gold	10 (22 lbs)	72	10	80
DPL-RO-CR	Chrome				

Part Name	Material
Push Knob	Zinc Alloy
Front Plate	
Latch Body	ABS
CounterPlate	