

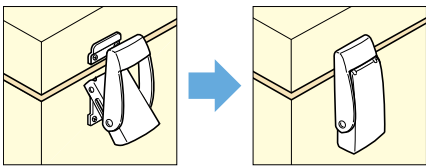
## STAINLESS STEEL DRAW LATCH (W/ SAFETY LOCK)

TEST METHOD 7

TEST METHOD 17

STAINLESS 304 STEEL

STF82L



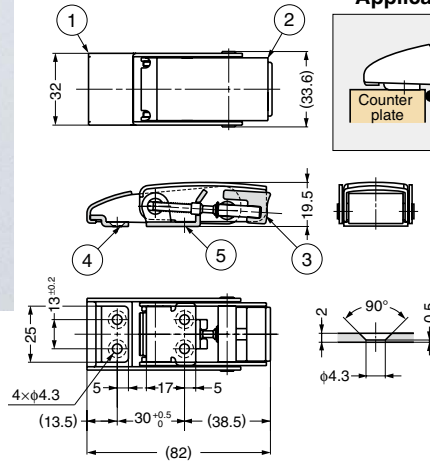
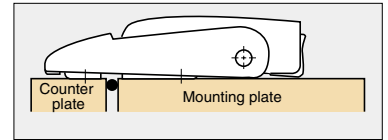
### Features

- With safety lock to prevent accidental release.
- Push safety button and lift to release.

### Recommended Screw

M4

### Application



No.	Part Name	Material	Finish/Colour
①	BodyA	Stainless Steel (SUS304)	Satin
②	BodyB	Stainless Steel (SUS304)	Satin
③	Release Button	Nitrile Rubber (NBR)	Black
④	Counter Plate	Stainless Steel (SUS304)	Satin
⑤	Mounting Plate	Stainless Steel (SUS304)	Polished

Item Code	Item Name	Load Capacity N	Load Capacity kgf	Weight	Box	Carton
120-913-101	STF82L	784 N	80 kgf	111 g	12 pcs	180 pcs

## STAINLESS STEEL DRAW LATCH (W/ SAFETY LOCK)

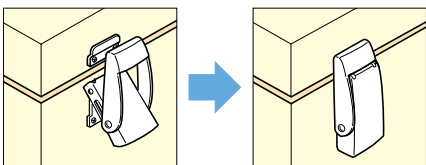
TEST METHOD 7

TEST METHOD 8

TEST METHOD 17

STAINLESS 304 STEEL

STF100

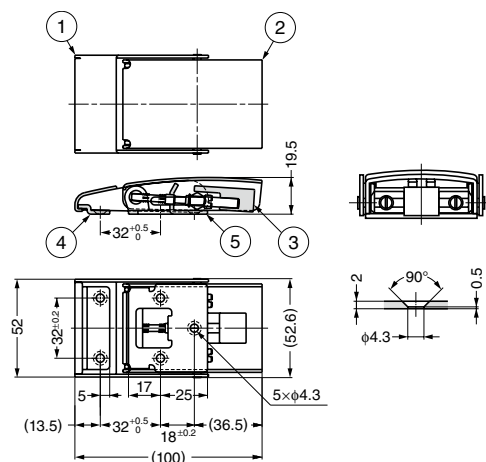


### Features

- With safety lock to prevent accidental release.
- Push safety button and lift to release.

### Recommended Screw

M4



No.	Part Name	Material	Finish/Colour
①	BodyA	Stainless Steel (SUS304)	Satin
②	BodyB	Stainless Steel (SUS304)	Satin
③	Release Button	Nitrile Rubber (NBR)	Black
④	Counter Plate	Stainless Steel (SUS304)	Satin
⑤	Mounting Plate	Stainless Steel (SUS304)	Polished

Item Code	Item Name	Tension Force N	Tension Force kgf	Load Capacity N	Load Capacity kgf	Weight	Box	Carton
120-044-024	STF100	137.2 N	14 kgf	784 N	80 kgf	190 g	6 pcs	120 pcs