

# SOFT-DOWN STAY



## SDS-C301N



### Features

- For upward-opening flap doors.
- Built-in damper causes flap to close gently preventing slamming.
- Non-handed
- Can also be used with single axis hinges like concealed, piano or butt hinges.

### Torque

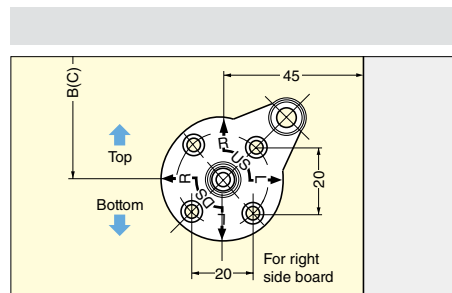
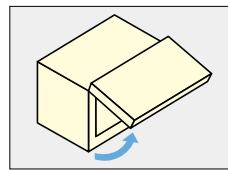
- With 1 stay  
Torque = 3.92 - 6.86 N-m (40 - 70 kgf-cm)
- With 2 stays, the torque will be doubled.

### Parts Included

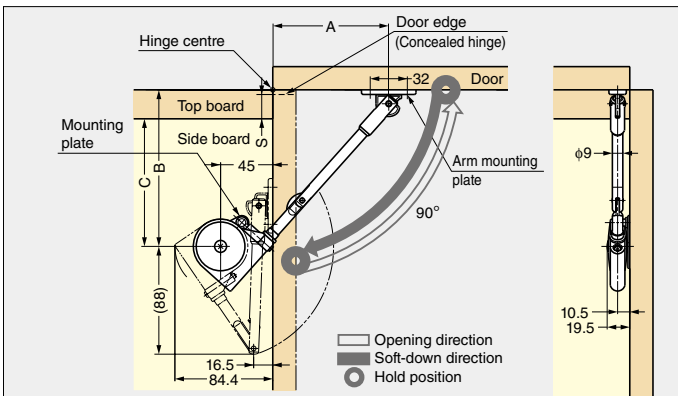
- Mounting plate SDS-A
- Countersunk head tapping screw 3.5x14

### Sold Separately

Face plate for glass doors SDS-50G (P.522)



### Installation (Opening Angle 90°)



Overlay	Hinge Type	A	B	C
Full Overlay	Single Knuckle Hinge	100	135	-
Full Overlay	Concealed Hinge	108	-	143-S
Inset	Single Knuckle Hinge	97*	132*	-

S = Overlay

\* In case the door thickness is 20 mm.

### Body

Item Code	Item Name	Material	Finish/Colour	Torque Moment/piece	Weight	Box	Carton
* 180-012-151	SDS-C301N W	ABS/Steel	Nickel/White	3.92 - 6.86 N-m (40 - 70 kgf-cm)	165 g	20 pcs	100 pcs
180-100-284	SDS-C301N G	ABS/Steel	Nickel/Grey		165 g	20 pcs	100 pcs
180-100-285	SDS-C301N BL	ABS/Steel	Nickel/Black		165 g	20 pcs	100 pcs

\* Item code has been revised. (Old item code : 180-100-283)

### SDS Face Plate (Sold Separately)

Item Code	Item Name	Material	Finish/Colour	Weight	Box	Carton
180-100-260	SDS-50G-CR	Zinc Alloy (ZDC)/ABS	Chrome/Black	25 g	50 pcs	200 pcs
180-928-046	SDS-50G-BL	Zinc Alloy (ZDC)/ABS	Black/Black	25 g	50 pcs	200 pcs