

ANGLE BRACKET



SSA



Features

- Long L shaped angle bracket.
- Installation connections are hidden by the shelf, allowing for a seamless design
- In the middle is an oval hole, allowing for temporary holding and vertical adjustment of +/- 2mm

Remarks

Please install to sideboard.

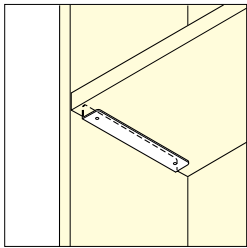
Parts Included

- Countersunk head tapping screw 3.5x16 (SUS)
- Countersunk head tapping screw 3.5x12 (SUS)

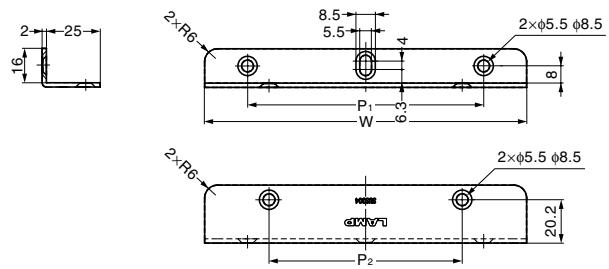
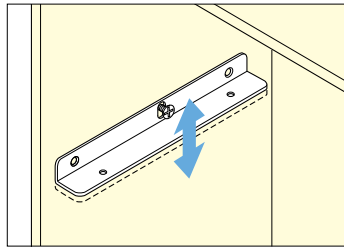
Sold Separately

Screw for plaster board 3.5x40 (SUS)

Installation



Adjustable in a Vertical Direction

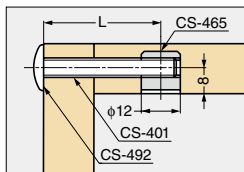
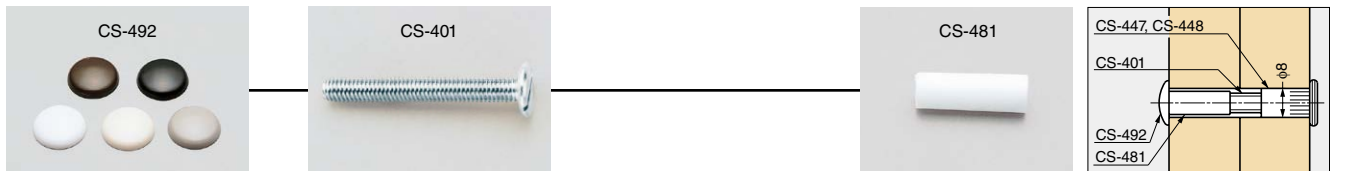


Screw for Plaster Board (Sold Separately)

Item Code	Item Name	Screw	Material	Qty
120-027-279	SSA-SBS35-40	Countersunk Head Tapping Screw 3.5x40	Stainless Steel	3 pcs

Item Code	Item Name	Material	Finish	W	P ₁	P ₂	Load Capacity	Weight	Box	Carton	
120-027-253	SSA-100H	Stainless Steel (SUS304)	Satin	100	60	40	1470 N/pair	150 kgf/pair	65 g	30 pcs	240 pcs
120-027-254	SSA-150H	Stainless Steel (SUS304)	Satin	150	110	90	1470 N/pair	150 kgf/pair	97 g	20 pcs	160 pcs
120-027-255	SSA-200H	Stainless Steel (SUS304)	Satin	200	160	130	1470 N/pair	150 kgf/pair	130 g	15 pcs	120 pcs

CONNECTOR SYSTEM (P.181, 189)



Example



L	Bolt Length
16	*20
22	26
29	*33
36	40
43	*47
50	54
57	*61
61	*65

*Made to order.



Door Thickness	Bolt Length
18 - 28	*20
24 - 34	26
31 - 41	*33
38 - 48	40
45 - 55	*47
52 - 62	54
59 - 69	*61
63 - 73	*65

*Made to order.



Door Thickness	Bolt Length
25 - 28	*20
31 - 34	26
38 - 41	*33
45 - 48	40
52 - 55	*47
59 - 62	54
66 - 69	*61
70 - 73	*65

*Made to order.



Door Thickness	Bolt Length
26 - 28	*20
32 - 34	26
39 - 41	*33
46 - 48	40
53 - 55	*47
60 - 62	54
67 - 69	*61
71 - 73	*65

*Made to order.