

# STAINLESS STEEL CABINET LOCK



3810S



### Features


- For drawer and cabinet door application.
- Keys can be shared with 3800S (P.351).
- Reversible key can be removed when locked and unlocked (360° rotation).
- 12 key changes available. (Max. 300 key changes as special order)
- Master Key system (300 key changes) available at a surcharge. (1 Master Key only.)

### Parts Included

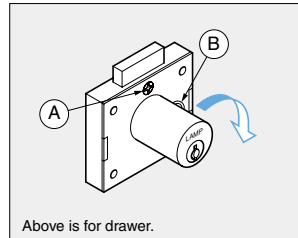
Countersunk head wood screw 3.1 × 20, 2.1 × 10 (SUS)

### Optional Parts

Spacer 6810-SP (P.312)



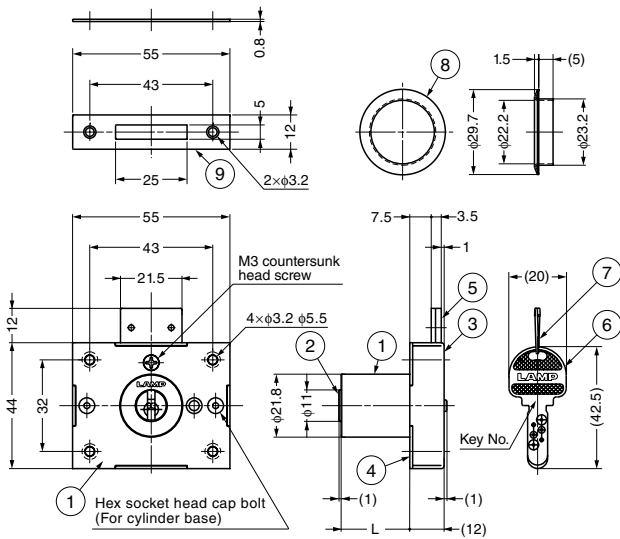
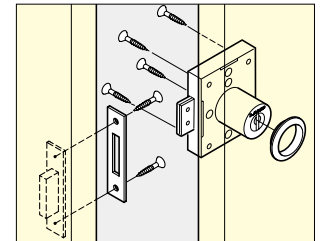
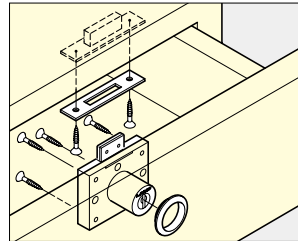
### How to Switch: for Drawer/Right-handed Door Application



Above is for drawer.

- ① Remove screw (A).
- ② Turn lock cylinder 90° (clockwise for door application).
- ③ Fix screw in (B).
- ④ The logo "LAMP" is to be forwarded upside.

### Installation



No.	Part Name	Material	Finish
①	Cylinder (Outer)	Stainless Steel (SUS303)	Satin
②	Cylinder (Inner)	Stainless Steel (SUS303)	Plain
③	Body	Stainless Steel (SUS304)	Plain
④	Cylinder Base	Stainless Steel (SUS304)	Plain
⑤	Dead Bolt	Stainless Steel (SUS304)	Plain
⑥	Key	Nickel Silver	Plain
⑦	Key Ring	Stainless Steel (SUS304)	Plain
⑧	Surface Ring	Stainless Steel (SUS304)	Plain
⑨	Strike	Stainless Steel (SUS304)	Plain

\*Cylinder pin is made of brass.

Item Code	Item Name	Key Type	Cylinder Diameter	L	Door Thickness	Weight	Box	Carton
150-012-923	3810S-24-B	Key Different	φ21.8	24	24	180 g	12 pcs	60 pcs
150-012-922	3810S-24-D	Key Alike	φ21.8	24	24	180 g	12 pcs	60 pcs
150-012-925	3810S-30-B	Key Different	φ21.8	30	30	195 g	12 pcs	60 pcs
150-012-924	3810S-30-D	Key Alike	φ21.8	30	30	195 g	12 pcs	60 pcs

