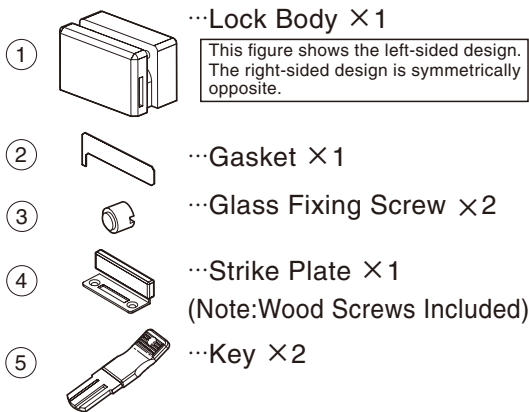


# LAMP® XL-GC02 Swing Door Lock Installation Manual PAT

Thank you for purchasing our product. Read all instructions carefully before installation. Before starting installation, clear area of any hazardous objects. Be careful to avoid injury.

**Caution** Using this product without observing the cautions may result in the product failure, accidental injury or installation failure.

## Parts Structure



## Door Processing

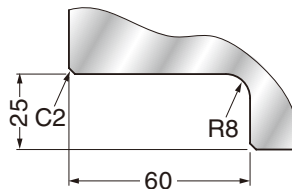


Figure A

### Caution

- The applicable thickness of the glass is 5, 6 or 8mm.
- If you have any questions on glass processing, please consult your glazing company.

## Swing Door Lock Installation

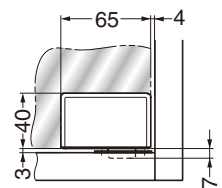


Figure B

## 1 Lock Body Installation

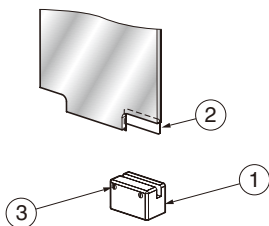


Figure C  
View from inside cabinet

Check that the glass fixing screws ③ are loosely set in the lock body ①. Fit the lock body on the glass door. Insert the gasket ② between the lock body and the outer side of the glass so that the glass does not get scratched.

Tighten the glass fixing screws.

## 2 Strike Plate Installation

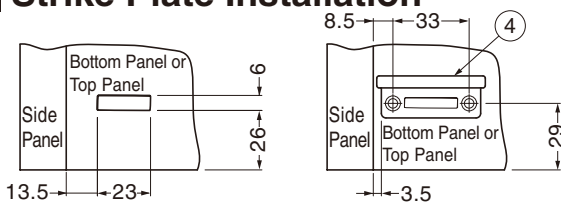


Figure D

Figure E

Strike plate ④ may be installed on top or bottom panel of cabinet.

Refer to **Figure G**. Locked dead bolt will be inserted to depth beyond strike plate.

Bore a hole (depth 6mm) into top or bottom panel as in **Figure D**.

Set the strike plate ④ with wood screws as in **Figure E**.

## 3 Hanging Door

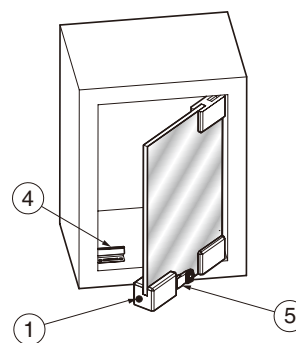


Figure F

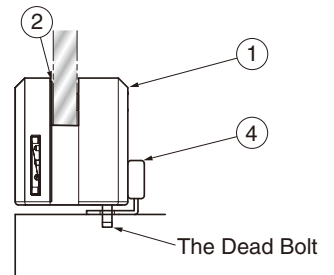


Figure G

Attach the glass door to the cabinet.

Inserting the key ⑤ to the lock body ① stores the dead bolt in the swing door lock. Close the door with the key inserted in the lock. After closing door remove the key and check that the door is locked.

### Caution

- Inserting the key unlocks the door and removing the key locks the door.
- Always insert key before closing door.
- Failure to do so may cause damage.

**SUGATSUNE KOGYO CO.,LTD.**  
Phone: +81 3 3866 2260  
F a x : +81 3 3866 4447  
E-mail: export@sugatsune.co.jp  
Website: www.sugatsune-intl.com

**SUGATSUNE KOGYO (UK) LTD.**  
Phone: +44 118 9272 955  
F a x : +44 118 9272 871  
E-mail: sales@sugatsune.co.uk  
Website: www.sugatsune.co.uk

**SUGATSUNE AMERICA, INC.**  
Phone: +1 310 329 6373  
F a x : +1 310 329 0819  
E-mail: sales@sugatsune.com  
Website: www.sugatsune.com

**SUGATSUNE SHANGHAI CO., LTD**  
Phone: +86 21 3632 1858  
F a x : +86 21 3632 1868  
E-mail: lamp@sugatsune.com.cn  
Website: www.sugatsune.com.cn