

GLASS DOOR CAM LOCK 2100 Lock Series

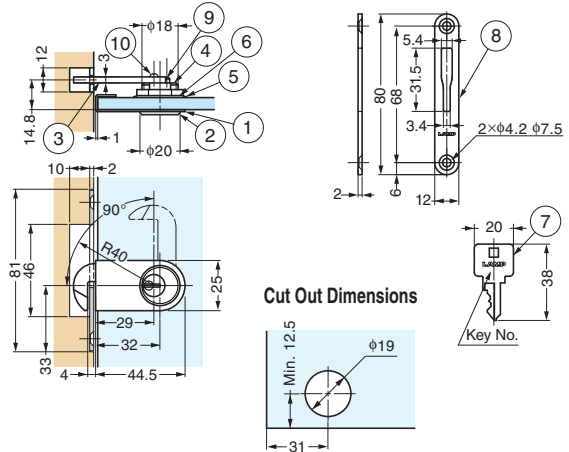
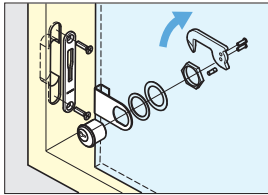
2100GLK



Features

- For swinging glass doors. Ideal for showcase application.
- Available for both right and left swing door.
- The key is removable only when locked.
- 12 key changes available.
- Keys can be shared with 2100 Lock Series.

Installation



No.	Part Name	Material	Finish
①	Front Plate	Stainless Steel (SUS304)	Satin
②	Body	Brass	Satin Nickel
③	Cam	Steel	Nickel
④	Hex Nut	Brass	Nickel
⑤	Plastic Washer	Polyamide (PA)	Natural
⑥	Washer	Steel	Nickel
⑦	Key	Brass	Nickel
⑧	Strike	Steel	Nickel
⑨	Screw (Stopper for the Lock Plate)	Brass	Plain
⑩	Screw (for Installing the Lock Plate)	Steel	Nickel

Item Code	Item Name	Key Type	Cylinder Diameter	Glass Thickness	Weight	Box	Carton
150-020-475	2100GLK-B	Key Different	φ20	4 - 6	75 g	12 pcs	120 pcs
150-001-147	2100GLK-D	Key Alike	φ20	4 - 6	75 g	12 pcs	120 pcs

CAM LOCK

DIS-022R-D

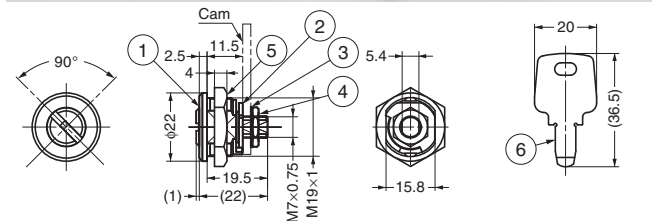


Features

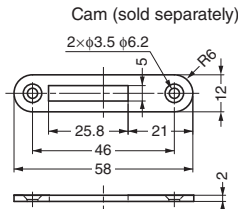
- Thin cylinder lock with dimple key.
- Reversible key can be removed when locked and unlocked (90° rotation).

Sold Separately

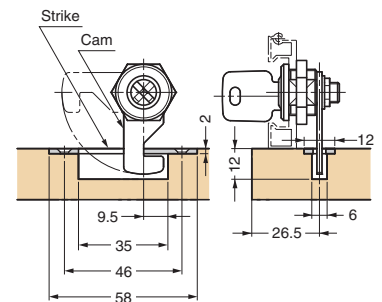
- Stainless cam DIS-010
- Stainless strike DIS-011



No.	Part Name	Material	Finish
①	Body	Brass	Chrome
②	Cam	Steel (SPCC)	Yellow Zinc Chromate
③	Washer	Steel	Yellow Zinc Chromate
④	M7 Hex Nut	Steel	Yellow Zinc Chromate
⑤	M19 Hex Nut	Zinc Alloy (ZDC)	Yellow Zinc Chromate
⑥	Key	Brass	Nickel



Installation



Cut Out Dimensions	Lock Position

RoHS	CAD	Item Code	Old Item Code	Item Name	Key Type	Door Thickness	Weight	Box
—	ec3d	150-001-374	150-018-944	DIS-022R-D	Key Alike	Max. 5	50 g	50 pcs

Cam (Sold Separately)

RoHS	CAD	Item Code	Item Name	Material	Finish	Weight
—	ec3d	180-018-598	DIS-010	Stainless Steel (SUS304)	Polished	7 g

Strike (Sold Separately)

Recommended screw: cross-recessed countersunk wood screw 2.7×13 (stainless steel)

RoHS	CAD	Item Code	Item Name	Material	Finish	Weight
—	ec3d	180-018-599	DIS-011	Stainless Steel (SUS304)	Polished	7 g

Parts included: Countersunk head wood screw 2.7×13 (SUS)