


FULL EXTENSION SLIDE



ESR3

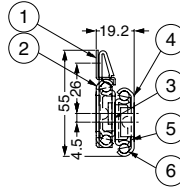
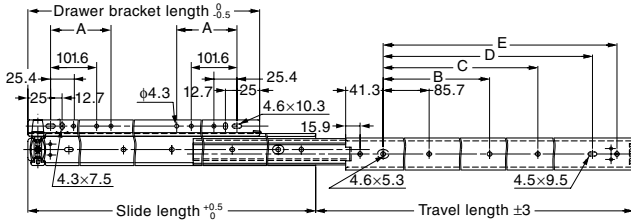


Features

- Full extension (3 members).
- The drawer is detachable by lifting the lever.
- With a bumper to avoid metal-to-metal noise at the end of the course.

Recommended Screws

M4 binding screw



No.	Part Name	Material	Finish
①	Drawer Bracket	Stainless Steel (SUS304)	Plain
②	Inner Rail	Stainless Steel (SUS304)	Plain
③	Intermediate Member	Stainless Steel (SUS304)	Plain
④	Outer Rail	Stainless Steel (SUS304)	Plain
⑤	Retainer	Stainless Steel (SUS304)	Plain
⑥	Balls	Stainless Steel (SUS304)	-

Sold in pairs (2 pcs).

Item Code	Item Name	Slide Length	Travel Length	Drawer Bracket Length	A	B	C	D	E	Outer Rail Holes	Load Capacity	Weight	Box	
190-115-206	ESR3-12	304.8	348.4	273	-	-	123.1	218.3	245.3	6	637 N/pair	65 kgf/pair	0.68 kg/pair	6 pairs
190-115-207	ESR3-14	355.6	399.2	273	-	-	173.9	269.1	296.1	6	598 N/pair	61 kgf/pair	0.78 kg/pair	6 pairs
190-115-208	ESR3-16	406.4	450	375	-	-	224.7	319.9	346.9	6	598 N/pair	61 kgf/pair	0.91 kg/pair	6 pairs
190-110-413	ESR3-18	457.2	500.8	375	-	187.3	275.5	370.7	397.7	7	549 N/pair	56 kgf/pair	1.01 kg/pair	6 pairs
190-115-210	ESR3-20	508	551.6	375	-	212.7	326.3	421.5	448.5	7	510 N/pair	52 kgf/pair	1.11 kg/pair	6 pairs
190-115-211	ESR3-22	558.8	602.4	527	177.8	238.1	377.1	472.3	499.3	7	510 N/pair	52 kgf/pair	1.26 kg/pair	6 pairs
190-115-212	ESR3-24	609.6	653.2	527	177.8	263.5	427.9	523.1	550.1	7	471 N/pair	48 kgf/pair	1.37 kg/pair	6 pairs
190-110-417	ESR3-26	660.4	704	575.3	177.8	288.9	478.7	573.9	600.9	7	422 N/pair	43 kgf/pair	1.48 kg/pair	6 pairs
190-115-214	ESR3-28	711.2	754.8	575.3	177.8	314.3	529.5	624.7	651.7	7	422 N/pair	43 kgf/pair	1.58 kg/pair	6 pairs

3/4 EXTENSION SLIDE



ESR5

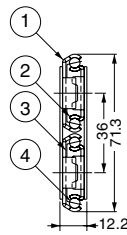
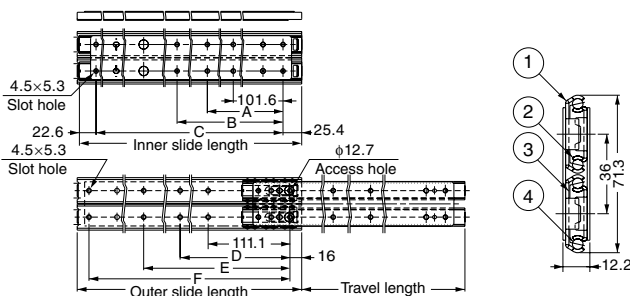


Features

3/4 extension (2 members) for heavy duty applications.

Recommended Screws

M4 binding screw or truss head screw



No.	Part Name	Material	Finish
①	Outer Rail	Stainless Steel (SUS304)	Satin
②	Inner Rail	Stainless Steel (SUS304)	Satin
③	Retainer	Stainless Steel (SUS304)	Plain
④	Balls	Stainless Steel (SUS304)	Plain

Sold by piece.

Item Code	Item Name	Slide Length	Travel Length	A	B	C	D	E	F	Inner Rail Holes	Outer Rail Holes	Load Capacity N	Load Capacity kgf	Weight	Box
190-110-428	ESR5-12	305	221.8	-	152.4	254	-	149.2	273	6	8	1118 N/pair	114 kgf/pair	0.9 kgf/pc	12 pcs
190-110-429	ESR5-14	355.8	259.9	-	203.2	304.8	-	200	323.8	6	8	1069 N/pair	109 kgf/pair	1.0 kgf/pc	12 pcs
190-110-430	ESR5-16	406.6	298	-	254	355.6	-	250.8	374.6	6	8	1020 N/pair	104 kgf/pair	1.2 kgf/pc	12 pcs
190-110-431	ESR5-18	457.4	348.8	203.2	304.8	406.4	212.7	301.6	425.4	6	10	1000 N/pair	102 kgf/pair	1.3 kgf/pc	12 pcs
190-110-432	ESR5-20	508.2	361.5	228.6	355.6	457.2	238.1	352.4	476.2	6	10	971 N/pair	99 kgf/pair	1.5 kgf/pc	12 pcs
190-110-433	ESR5-22	559	425	254	406.4	508	263.5	403.2	527	6	10	922 N/pair	94 kgf/pair	1.6 kgf/pc	12 pcs
190-110-434	ESR5-24	609.8	450.4	279.4	457.2	558.8	288.9	454	577.8	6	10	873 N/pair	89 kgf/pair	1.8 kgf/pc	12 pcs
190-110-435	ESR5-26	660.6	463.1	304.8	508	609.6	314.3	504.8	628.6	6	10	843 N/pair	86 kgf/pair	1.9 kgf/pc	12 pcs
190-110-436	ESR5-28	711.4	501.2	330.2	558.8	660.4	339.7	555.6	679.4	6	10	785 N/pair	80 kgf/pair	2.0 kgf/pc	12 pcs