

3/4 EXTENSION SLIDE

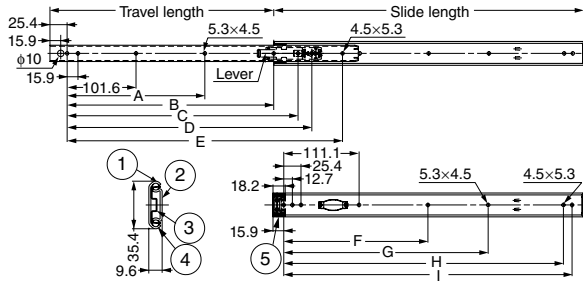


ESR8



Features

- 3/4 extension (2 members).
- The drawer can be held in opened position.
- The drawer is detachable by lifting the lever.
- Non-handed.



No.	Part Name	Material	Finish/Colour
①	Outer Rail	Stainless Steel (SUS304)	Plain
②	Inner Rail	Stainless Steel (SUS304)	Plain
③	Retainer	Stainless Steel (SUS304)	Plain
④	Balls	Stainless Steel (SUS304)	-
⑤	Guide	Polyacetal (POM)	White


Sold by piece.

Item Code	Item Name	Slide Length	Travel Length	A	B	C	D	E	F	G	H	I	Load Capacity	Weight	Box	
190-111-327	ESR8-12	304.8	228.6	-	152.4	-	259.5	-	-	149.2	260.3	273	481 N/pair	49 kgf/pair	0.32 kg/pc	30 pcs
190-111-328	ESR8-14	355.6	279.4	-	203.2	-	310.3	-	-	200	311.1	323.8	461 N/pair	47 kgf/pair	0.38 kg/pc	30 pcs
190-111-329	ESR8-16	406.4	304.8	-	203.2	-	335.7	355.6	-	250.8	361.9	374.6	422 N/pair	43 kgf/pair	0.43 kg/pc	30 pcs
190-111-330	ESR8-18	457.2	330.2	203.2	-	340.7	366.1	406.4	212.7	301.6	412.7	425.4	402 N/pair	41 kgf/pair	0.48 kg/pc	30 pcs
190-111-331	ESR8-20	508	381	228.6	-	391.5	411.9	457.2	238.1	352.4	463.5	476.2	363 N/pair	37 kgf/pair	0.53 kg/pc	30 pcs
190-111-332	ESR8-22	558.8	406.4	254	-	416.9	437.3	508	263.5	403.2	514.3	527	333 N/pair	34 kgf/pair	0.58 kg/pc	30 pcs
190-111-333	ESR8-24	609.6	432.8	279.4	-	443.3	463.7	558.8	288.9	454	565.1	577.8	294 N/pair	30 kgf/pair	0.63 kg/pc	30 pcs
190-111-334	ESR8-26	660.4	482.6	304.8	-	493.1	513.5	609.6	314.3	504.8	615.9	628.6	265 N/pair	27 kgf/pair	0.68 kg/pc	30 pcs
190-111-335	ESR8-28	711.2	508	330.2	-	538.9	558.8	660.4	339.7	555.6	666.7	679.6	245 N/pair	25 kgf/pair	0.73 kg/pc	30 pcs

LINEAR BALL BEARING GUIDE

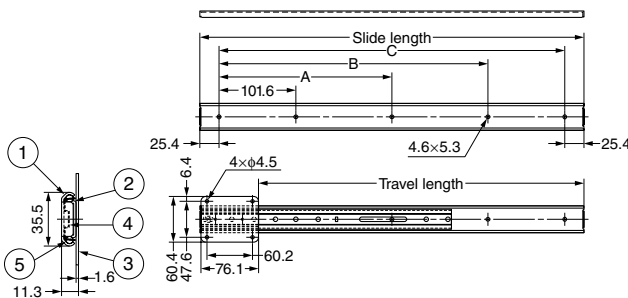


ESR9



Features

- Ideal for doors of small cabinets. 2 slides can support up to 5 kg.
- Mounting plate attached.



No.	Part Name	Material	Finish
①	Outer Rail	Stainless Steel (SUS304)	Plain
②	Inner Rail	Stainless Steel (SUS304)	Plain
③	Mounting Plate	Stainless Steel (SUS304)	Plain
④	Retainer	Stainless Steel (SUS304)	Plain
⑤	Balls	Stainless Steel (SUS304)	-

Sold by piece.

Item Code	Item Name	Slide Length	Travel Length	A	B	C	Load Capacity	Weight	Box
190-111-336	ESR9-12	304.8	225	-	152.4	254	5 kgf/pair	0.28 kg/pair	22 pcs
190-111-337	ESR9-14	355.6	276	-	203.2	304.8	5 kgf/pair	0.31 kg/pair	22 pcs
190-111-338	ESR9-16	406.4	327	-	254	355.6	5 kgf/pair	0.34 kg/pair	22 pcs
190-111-339	ESR9-18	457.2	378	203.2	304.8	406.4	5 kgf/pair	0.37 kg/pair	22 pcs
190-111-340	ESR9-20	508	428	228.6	355.6	457.2	5 kgf/pair	0.40 kg/pair	22 pcs
190-111-341	ESR9-22	558.8	479	254	406.4	508	5 kgf/pair	0.44 kg/pair	22 pcs
190-111-342	ESR9-24	609.6	530	279.4	457.2	558.8	5 kgf/pair	0.47 kg/pair	22 pcs
190-111-343	ESR9-26	660.4	581	304.8	508	609.6	5 kgf/pair	0.50 kg/pair	22 pcs
190-111-344	ESR9-28	711.2	632	330.2	558.8	660.4	5 kgf/pair	0.54 kg/pair	22 pcs