

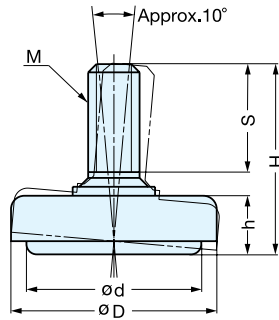
# LEVELING GLIDE



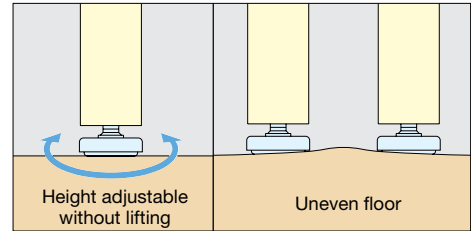
**LOAD CAPACITY**  
120-160 kg  
264-352 lbs

**TEST 12**  
P472

**MKP**



- Double structure of cover/bolt and base allows easy height adjustment without lifting the leg.
- Swivels approximately 10° to compensate for uneven floors.



CASTERS & LEVELING GLIDES

LEVELING GLIDES

Material	Finish
Steel	Chrome

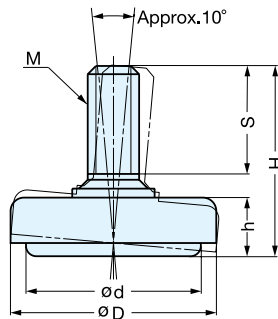
Item No.	M	D	d	H	h	S	Load Capacity (kg)	Weight (g)	Box (pcs)	Carton (pcs)
MKP-32	W3/8-16	32 (1-17/64")	27 (1-1/16")	36.0 (1-27/64")	11.0 (7/16")	21 (53/64")	160 (352 lbs)	44	80	480
MKP-40		40 (1-37/64")	34 (1-11/32")	37.0 (1-29/64")	11.4 (29/64")			65	50	300
MKP-50		50 (1-31/32")	44 (1-47/64")	37.5 (1-15/32")	11.5 (29/64")		90	20	120	

# LEVELING GLIDE (W/RUBBER PAD)

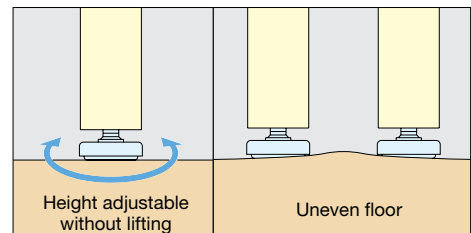


**LOAD CAPACITY**  
40-60 kg  
88-132 lbs

**MKR**



- Leveling glide with elastomer base prevents skidding.
- Double structure of cover/bolt and base allows easy height adjustment without lifting the leg.
- Swivels approximately 10° to compensate for uneven floors.



Part Name	Material	Finish
Body	Steel	Chrome
Base	Elastomer	Black

Item No.	M	D	d	H	h	S	Load Capacity (kg)	Weight (g)	Box (pcs)	Carton (pcs)
MKR-32	W3/8-16	32 (1-17/64")	27 (1-1/16")	36.0 (1-27/64")	11.0 (7/16")	21 (53/64")	160 (352 lbs)	44	80	480
MKR-40		40 (1-37/64")	34 (1-11/32")	37.0 (1-29/64")	11.4 (29/64")			65	50	300
MKR-50		50 (1-31/32")	44 (1-47/64")	37.5 (1-15/32")	11.5 (29/64")		90	20	120	