

SUS

SPHL-FB200

SHELF HOLDER (FOR SPHL-1820)

BRACKETS & SHELVING SYSTEM

SHELF HOLDER (FOR SPHL-1820)



Features

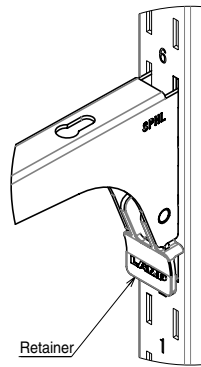
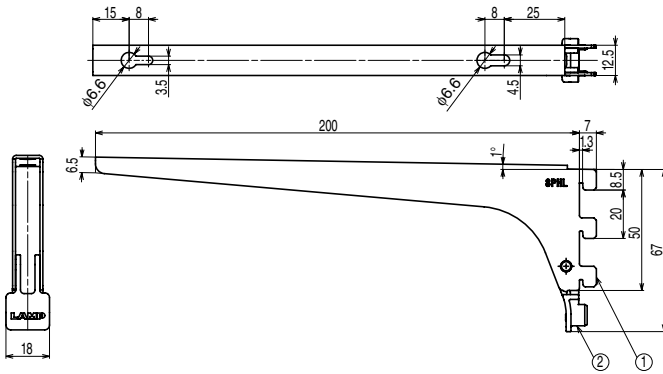
- For shelf standard SPHL-1820.
- 2 brackets required for 1 shelf.
- With retainer to prevent from coming off from shelf standard.

Remarks

- Max. shelf board width: 900 mm.
- Load capacity varies depending on shelf board depth.(See table)
- Load capacity includes shelf board weight.
- When fixing shelf standard on wall, be sure to install it in the position with pillar or other solid substrates.

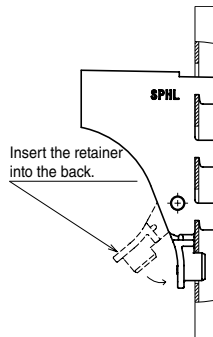
Parts Included

Pan head tapping screw 3×12 (SUS)

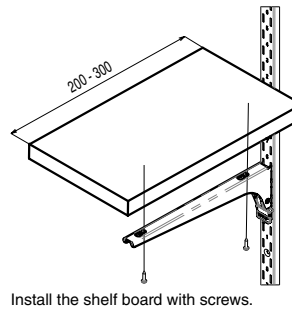


No.	Part Name	Material	Finish/Colour
①	Body	Stainless Steel (SUS430)	Satin
②	Retainer	PP	White

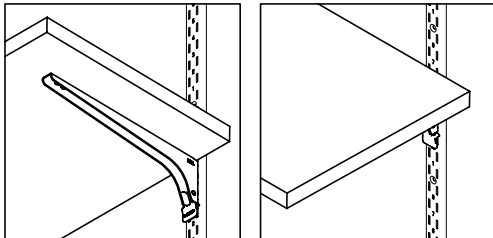
Shelf Standard Installation



Shelf Board Installation



Application Example



CAD	Item Code	Item Name	Shelf Board Depth 200 - 250 mm		Shelf Board Depth 250 - 300 mm		Weight (g)	Box (pcs)	Carton (pcs)
			Load Capacity N/2 pcs	Load Capacity kgf/2 pcs	Load Capacity N/2 pcs	Load Capacity kgf/2 pcs			
	120-036-485	SPHL-FB200	196	20	137	14	75	20	200