

# ANGLE BRACKET



# XL-SA01

BRACKETS & SHELVING SYSTEM

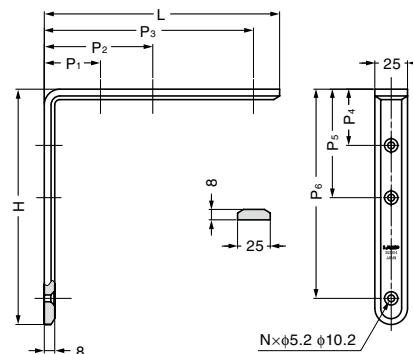


### Features

- Edges are chamfered and rounded for a safe and visually appealing design.
- Made out of rust resistant stainless steel and is recommended for use in bathrooms, kitchens, medical facilities, boats and offshore facilities.

### Parts Included

Raised countersunk head tapping screw 5x30 (SUS)



Item Code	Item Name	Material	Finish	L	H	P <sub>1</sub>	P <sub>2</sub>	P <sub>3</sub>	P <sub>4</sub>	P <sub>5</sub>	P <sub>6</sub>	Holes N	Load Capacity	Weight	Box	Carton	
120-030-303	XL-SA01-120S	Stainless Steel (SUS304)	Satin	120	120	38	-	100	38	-	100	4	226 N/pc	23 kgf/pc	330 g	8 pcs	40 pcs
120-030-307	XL-SA01-120M	Stainless Steel (SUS304)	Mirror	120	120	38	-	100	38	-	100	4	226 N/pc	23 kgf/pc	330 g	8 pcs	40 pcs
120-030-304	XL-SA01-150S	Stainless Steel (SUS304)	Satin	150	150	43	-	130	43	-	130	4	177 N/pc	18 kgf/pc	420 g	6 pcs	30 pcs
120-030-308	XL-SA01-150M	Stainless Steel (SUS304)	Mirror	150	150	43	-	130	43	-	130	4	177 N/pc	18 kgf/pc	420 g	6 pcs	30 pcs
120-030-305	XL-SA01-180S	Stainless Steel (SUS304)	Satin	180	180	43	83	160	43	83	160	6	137 N/pc	14 kgf/pc	510 g	6 pcs	30 pcs
120-030-309	XL-SA01-180M	Stainless Steel (SUS304)	Mirror	180	180	43	83	160	43	83	160	6	137 N/pc	14 kgf/pc	510 g	6 pcs	30 pcs
120-030-306	XL-SA01-240S	Stainless Steel (SUS304)	Satin	240	240	43	83	220	43	83	220	6	118 N/pc	12 kgf/pc	690 g	4 pcs	20 pcs
120-030-310	XL-SA01-240M	Stainless Steel (SUS304)	Mirror	240	240	43	83	220	43	83	220	6	118 N/pc	12 kgf/pc	690 g	4 pcs	20 pcs

ANGLE BRACKET

# ANGLE BRACKET



# SU



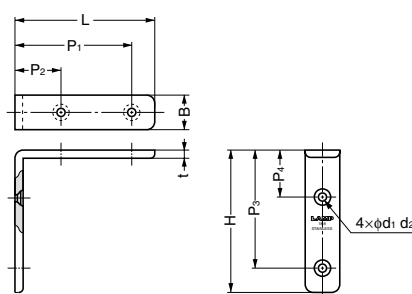
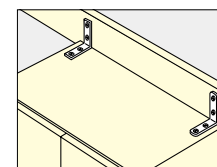
### Features

- Made out of rust resistant stainless steel and is recommended for use in bathrooms, kitchens, medical facilities, boats and offshore facilities.
- Edges are rounded for a safe design.

### Parts Included

Raised countersunk head screw (SUS)

### Installation



Item Code	Item Name	Material	Finish	L	B	H	P <sub>1</sub>	P <sub>2</sub>	P <sub>3</sub>	P <sub>4</sub>	t	d <sub>1</sub>	d <sub>2</sub>	Load Capacity	Screw	Weight	Box	Carton	
120-030-070	SU-30S	Stainless Steel (SUS304)	Satin	30	12	30	24	11	24	11	2.5	3.5	6.5	59 N/pc	6 kgf/pc	3.1x20	15 g	60 pcs	960 pcs
120-030-065	SU-30M	Stainless Steel (SUS304)	Mirror	30	12	30	24	11	24	11	2.5	3.5	6.5	59 N/pc	6 kgf/pc	3.1x20	15 g	60 pcs	960 pcs
120-030-071	SU-45S	Stainless Steel (SUS304)	Satin	45	13	45	37	17	37	17	3	3.5	6.5	49 N/pc	5 kgf/pc	3.1x20	23 g	50 pcs	800 pcs
120-030-066	SU-45M	Stainless Steel (SUS304)	Mirror	45	13	45	37	17	37	17	3	3.5	6.5	49 N/pc	5 kgf/pc	3.1x20	23 g	50 pcs	800 pcs
120-030-072	SU-60S	Stainless Steel (SUS304)	Satin	60	15	60	50	20	50	20	3	4	7.5	39 N/pc	4 kgf/pc	3.5x20	43 g	40 pcs	640 pcs
120-030-067	SU-60M	Stainless Steel (SUS304)	Mirror	60	15	60	50	20	50	20	3	4	7.5	39 N/pc	4 kgf/pc	3.5x20	43 g	40 pcs	640 pcs