

PUSH LOCK FASTENER (LARGE/FLUSH TYPE)

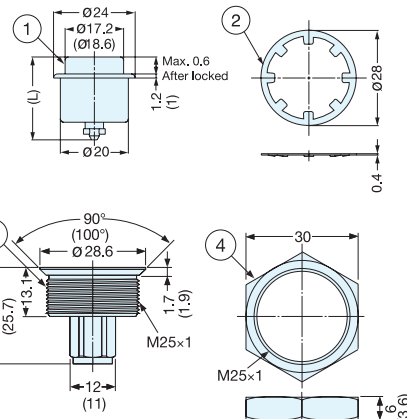
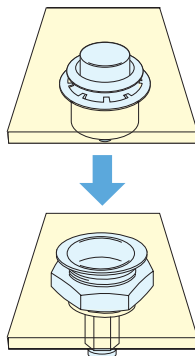
251F, 151F

CATCHES & LATCHES

PUSH LOCK FASTENERS

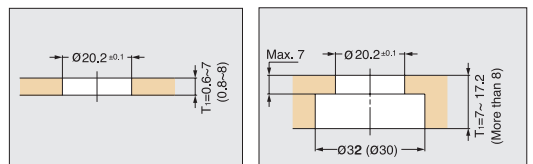


- 2 piece fastener allows for fast and easy access with complete removal of panel.
- Attach socket into outer panel/plug into removable panel.
- Insert plug into socket and push to lock/unlock.
- Flush locked design prevents snagging.
- Fastens plastic or sheet metal panels.



■ Preparation (Plug)

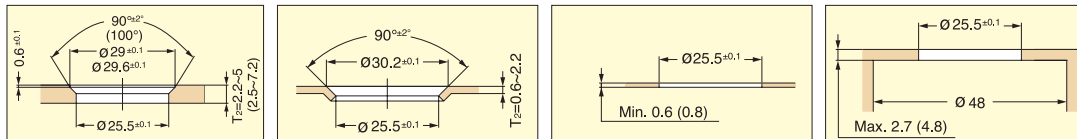
Board Thickness = 0.6~7 (0.8~8) Board Thickness = 7~17.2 (More than 8)



*() dimension for 151F

■ Preparation (Socket)

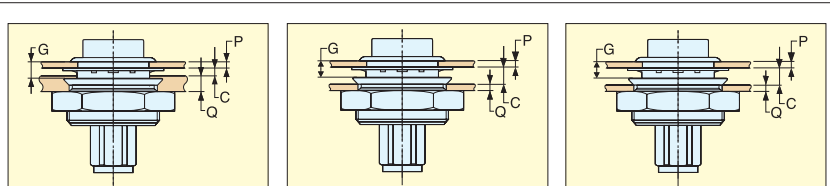
Board Thickness = 2.2~5 (2.5~7.2) Board Thickness = 0.6~2.2 Board Thickness = 0.6~2.7 (0.8~4.8)



*() dimension for 151F

*() dimension for 151F

■ Grip Dimensions



- C = 0~2.2
G = P + C + 0.7
Q = 2.2~5 (2.5~7.2)
- C = More than 2.3
G = P + C - 1.4
Q = 6.2~2.2
- C = More than 2.5
G = P + C - 1.7
Q = 0.6~2.7 (0.8~4.8)

*() dimension for 151F

■ 251F

No.	Part Name	Material	Finish
①	Plug	Polyacetal	Black
②	Ring	Steel	
③	Socket	Polyacetal	
④	Nut		

■ 151F

No.	Part Name	Material	Finish
①	Plug	Brass	Chrome
②	Ring	Steel	Plain
③	Socket	Brass	Chromate
④	Nut	Zinc Alloy	

Item No.	Grip Dimension G	Plug Dimension L	Retaining Force (kg)	Weight (g)	Item No.	Grip Dimension G	Plug Dimension L	Retaining Force (kg)	Weight (g)
251F-01-3	1.2~2.0	20.5	25 (55 lbs)	15	151F-01-2	1.2~2.0	20.5	25 (55 lbs)	15
251F-02-3	2.0~2.8	21.0			151F-02-2	2.0~2.8	21.0		
251F-03-3	2.8~3.6	22.0			151F-03-2	2.8~3.6	22.0		
251F-04-3	3.6~4.4	23.0			151F-04-2	3.6~4.4	23.0		
251F-05-3	4.4~5.2	23.5			151F-05-2	4.4~5.2	23.5		
251F-06-3	5.2~6.0	24.5			151F-06-2	5.2~6.0	24.5		