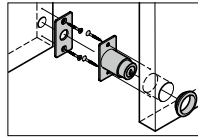


PUSH LOCK 2400M



- Ideal for wooden double sliding doors. Can also be used for metal-framed glass doors and sheet metal double sliding doors when mounting plate is removed.
- Push the cylinder to lock without using the key.
- Turn key 45° to the right to unlock. Turn key 45° to the left to lock and remove the key.
- 47,000 key changes available. Master Key system available at surcharge. (Max. 1,000 key changes/Master Key.)

[Installation]



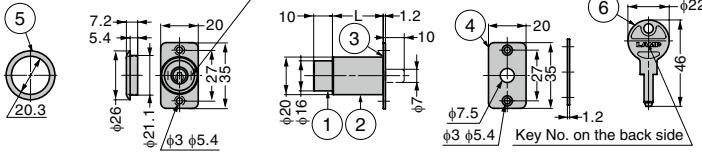
[Remarks]

- Be sure to read the "Cautions" **1**.

[Parts Included]

- Countersunk head wood screw 2.7×16 (SUS)

Countersunk head screw M2.6
(for installing ③, back side)



RtHS	CAD	Item Code	Item Name	Key Type	Cylinder Diameter	Door Thickness	L	Weight (g)	Box (pcs)	Carton (pcs)
-	3D	150-022-926	2400M-20-B	Key Different	20	20	22	65	12	60
-	3D	150-001-230	2400M-20-D	Key Alike					12	60
-	3D	150-022-925	2400M-25-B	Key Different		25	27	70	12	60
-	3D	150-001-231	2400M-25-D	Key Alike					12	60

No.	Part Name	Material	Finish
①	Body	Brass	Chrome
②	Cylinder Case	Zinc Alloy (ZDC)	
③	Mounting Plate	Stainless Steel (SUS304)	Barrel Polished
④	Strike	Brass	Chrome
⑤	Ring		
⑥	Key		

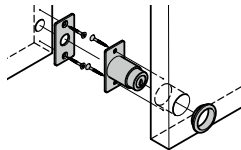
Refer to **1** : P.718

PUSH LOCK 2100M 2100 Lock Series



- Ideal for wooden double sliding doors.
- Push the cylinder to lock without using the key. 2110M **1** of the same type with a key required for locking also available.
- Insert and turn key to unlock.
- 12 key changes available.
- Keys can be shared with 2100 Lock Series **2**.

[Installation]

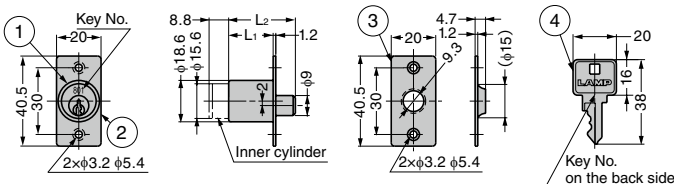


[Remarks]

- Be sure to read the "Cautions" **3**.

[Parts Included]

- Countersunk head wood screw 2.7×16



RtHS	CAD	Item Code	Item Name	Key Type	Cylinder Diameter	Door Thickness L ₁	L ₂	Weight (g)	Box (pcs)	Carton (pcs)
-	3D	150-060-812	2100M-B	Key Different	18.6	20	30	60	12	240
-	3D	150-001-044	2100M-D	Key Alike					12	240
-	3D	150-063-742	2100M-25-B	Key Different		25	35	70	12	240
-	3D	150-001-043	2100M-25-D	Key Alike					12	240

No.	Part Name	Material	Finish
①	Body	Zinc Alloy (ZDC)	Satin Nickel
②	Mounting Plate	Brass	Nickel
③	Strike		
④	Key		
-	Key Ring	Steel	

Refer to **1** : P.735, **2** : P.719, **3** : P.718