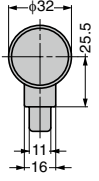
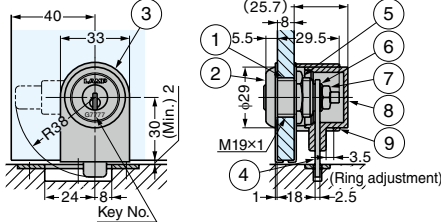
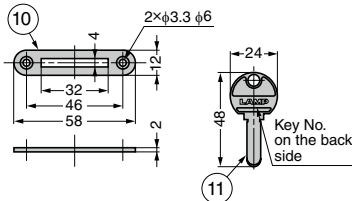


# MILLION LOCK GLASS DOOR CAM LOCK 1310GL

TEMPERED GLASS



- For single door application.
- Black chrome finish is newly launched.
- Turn reversible key clockwise by 90° to unlock (cam also rotates by 90°).  
Key is removable in locked position only.
- 1 million key changes available.  
Master Key system available at surcharge. (Max. 2,520 key changes/Master Key.)
- Keys can be shared with Million Lock series 1.
- Glass door hinges GH-450 and GH-450G matching with the finish of this product also available.
- Million lock series glass door cam lock 1310GLW of the same design also available.

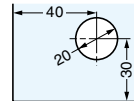
**[Remarks]**

- Be sure to read the "Cautions" 2.
- Cam direction is not changeable.

**[Parts Included]**

- Countersunk head wood screw 2.7 x 13 (SUS)

**[Cut Out Dimensions]**



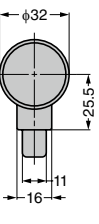
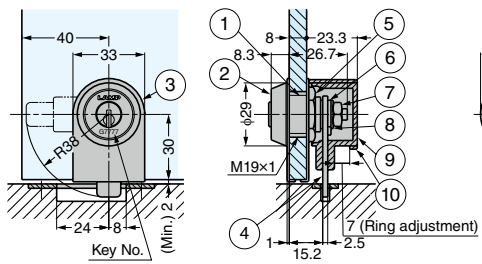
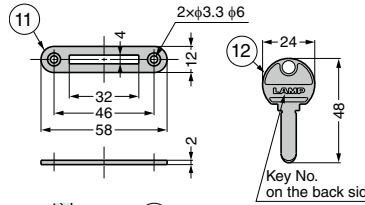
No.	Part Name	Material	Finish/Colour		
			SN	CR	BL
①	Body	Brass	Satin	Chrome	Black Chrome
②	Ring		Nickel		
③	Plate	Stainless Steel (SUS304)	Satin	Polished	Plain
④	Cam				
⑤	Hex Nut	Steel (SS400)	Special Anti-rust Painting/Silver		
⑥	Washer	Stainless Steel (SUS304)			
⑦	Hex Nut	Steel (SS400)	Black		
⑧	Cover	PP			
⑨	Ring		Black Chrome		
⑩	Strike	Stainless Steel (SUS304)			
⑪	Key	Brass	Nickel		

※③ Includes one convex plate and one concave plate.  
Refer to 1 : P.719, 2 : P.718

RtHS	CAD	Item Code	Item Name	Key Type	Finish	Glass Thickness	Weight (g)	Box (pcs)	Carton (pcs)
G	3D	150-060-944	1310GL-SN-D	Key Alike	Satin Nickel	5-8	139	12	60
G	3D	150-060-947	1310GL-CR-B	Key Different	Chrome			12	60
G	3D	150-060-946	1310GL-CR-D	Key Alike	Chrome	12	60		
-	3D	150-028-535	1310GL-BL-B	Key Different	Black	12	60		
-	3D	150-001-248	1310GL-BL-D	Key Alike	Chrome	12	60		

# MILLION LOCK GLASS DOOR CAM LOCK 1300GL-D

TEMPERED GLASS



- For single door application.
- When turning reversible key clockwise by 360°, cam rotates by 90°.
- Key is removable in locked and unlocked positions. 1310GL 1 for which the key is not removable in unlocked position also available.
- 1 million key changes available.  
Master Key system available at surcharge. (Max. 2,520 key changes/Master Key.)
- Keys can be shared with Million Lock series 2.

**[Remarks]**

- Be sure to read the "Cautions" 3.
- Cam direction is not changeable.

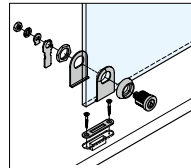
**[Parts Included]**

- Countersunk head wood screw 2.7 x 13 (SUS)

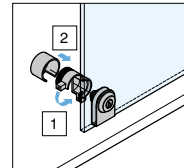
No.	Part Name	Material	Finish/Colour
①	Body	Brass	Satin Nickel
②	Ring		
③	Plate	Stainless Steel (SUS304)	Polished
④	Cam		Plain
⑤	Hex Nut	Steel (SS)	Special Anti-rust Painting/Silver
⑥	Cam	Brass	Nickel
⑦	Hex Nut	Steel (SS)	Special Anti-rust Painting/Silver
⑧	Washer	Steel	
⑨	Cover	PP	Black
⑩	Ring		
⑪	Strike	Stainless Steel (SUS304)	Polished
⑫	Key	Brass	Nickel

Refer to 1 : P.730, 2 : P.719, 3 : P.718

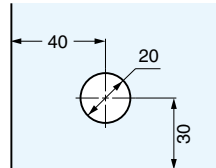
**[Installation]**



**[How to Install ⑨ Cover & ⑩ Ring]**



**[Cut Out Dimensions]**



RtHS	CAD	Item Code	Item Name	Key Type	Glass Thickness	Weight (g)	Box (pcs)	Carton (pcs)
-	3D	150-001-056	1300GL-D	Key Alike	5-8	140	12	60