


PARTS SEPARABLE CASTER (W/GLIDE) CAP Plate Type

LOAD CAPACITY 588-1176 N

SUS



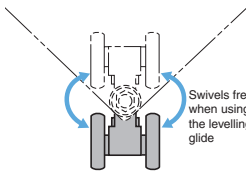
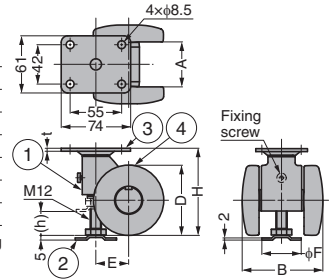
Polyamide wheel

Elastomer wheel

- Caster with built-in levelling glide.
- Ideal for fixtures and devices without frequent movement (long fixation period).
- Two types of wheels available: Polyamide and elastomer.
- Model without levelling glide **1** and options such as shockproof plate, rubber seat used for levelling glide are also available.

[Remarks]

- Please loose the fixing screw when using as a caster.



After installing the levelling glide, caster direction can be changed. Caster will not interfere with operation when its direction is set to the inside of cabinet.

No.	Part Name	Material	Finish/Colour
①	Body	PA	Black (B)/White (W)
②	Levelling Glide	Steel	Coloured Zinc Chromate
③	Plate	Stainless Steel (SUS304)	Passivation**
④	Wheel	PA/Elastomer (TPE)	Black (B)/White (W)

**Passivation is a kind of surface treatment providing rust protection for stainless steel.

RoHS	CAD	Item Code	Item Name	Material	Finish/Colour	D	H	h	E	F	A	B	t	Load Capacity N/pc	Load Capacity kgf/pc	Weight (g)	Box (pcs)	Carton (pcs)
✓	SD	200-130-238	CAPF50B	Steel, PA	Coloured Zinc Chromate, Black	50	63	10	30	34	40	70	3.2	588	60	306	40	-
✓	SD	200-130-239	CAPF50W		Coloured Zinc Chromate, White												40	-
✓	SD	200-130-808	CAPF50UB	Steel, Elastomer (TPE)	Coloured Zinc Chromate, Black	50	63	10	30	34	40	70	3.2	588	60	300	40	-
✓	SD	200-130-809	CAPF50UW		Coloured Zinc Chromate, White												40	-
✓	SD	200-130-240	CAPF75B	Steel, PA	Coloured Zinc Chromate, Black	75	92	24	35	42	50	85	3	1176	120	424	20	-
✓	SD	200-130-241	CAPF75W		Coloured Zinc Chromate, White												20	-
✓	SD	200-130-810	CAPF75UB	Steel, Elastomer (TPE)	Coloured Zinc Chromate, Black	75	92	24	35	42	50	85	3	1176	120	460	20	-
✓	SD	200-130-811	CAPF75UW		Coloured Zinc Chromate, White												20	-
✓	SD	200-130-250	CAPS50W	Stainless Steel, PA	Passivation, White	50	63	10	30	34	40	70	3	588	60	300	40	-
✓	SD	200-130-820	CAPS50UW	Stainless Steel, Elastomer (TPE)													40	-
✓	SD	200-130-251	CAPS75W	Stainless Steel, PA	Passivation, White	75	92	24	35	42	50	85	3	1176	120	420	20	-
✓	SD	200-130-821	CAPS75UW	Stainless Steel, Elastomer (TPE)													40	-

Refer to **1** : P.772

PARTS SEPARABLE CASTER (W/GLIDE) CAB Threaded Bolt Type

LOAD CAPACITY 588-1176 N

SUS



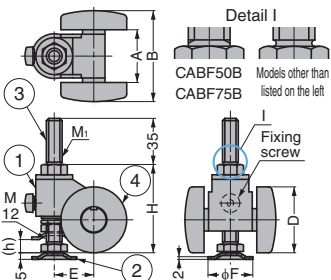
Elastomer wheel

Polyamide wheel

- Caster with built-in levelling glide.
- Ideal for fixtures and devices without frequent movement (long fixation period).
- Two types of wheels available: Polyamide and elastomer.
- Model without levelling glide **1** and options such as shockproof plate, rubber seat used for levelling glide are also available.

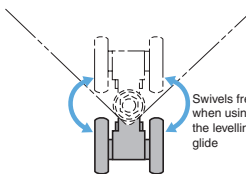
[Remarks]

- Please loose the fixing screw when using as a caster.



No.	Part Name	Material	Finish/Colour
①	Body	PA	Black (B)/White (W)
②	Levelling Glide	Steel (SS)	Coloured Zinc Chromate (Trivalent)
③	Threaded Bolt	Stainless Steel (SUS304)	Passivation**
④	Wheel	PA/Elastomer (TPE)	Black (B)/White (W)

**Passivation is a kind of surface treatment providing rust protection for stainless steel.



After installing the levelling glide, caster direction can be changed. Caster will not interfere with operation when its direction is set to the inside of cabinet.

RoHS	CAD	Item Code	Item Name	Material	Finish/Colour	D	H	h	E	F	A	B	M _t	Load Capacity N/pc	Load Capacity kgf/pc	Weight (g)	Box (pcs)	Carton (pcs)
✓	SD	200-130-230	CABF50B	Steel, PA	Coloured Zinc Chromate, Black	50	67	10	30	34	40	70	M12	588	60	260	40	-
✓	SD	200-130-231	CABF50W		Coloured Zinc Chromate, White												40	-
✓	SD	200-130-800	CABF50UB	Steel, Elastomer (TPE)	Coloured Zinc Chromate, Black	50	67	10	30	34	40	70	M12	588	60	260	40	-
✓	SD	200-130-801	CABF50UW		Coloured Zinc Chromate, White												40	-
✓	SD	200-130-232	CABF75B	Steel, PA	Coloured Zinc Chromate, Black	75	96	24	35	42	50	85	M16	1176	120	400	20	-
✓	SD	200-130-233	CABF75W		Coloured Zinc Chromate, White												20	-
✓	SD	200-130-802	CABF75UB	Steel, Elastomer (TPE)	Coloured Zinc Chromate, Black	75	96	24	35	42	50	85	M16	1176	120	430	20	-
✓	SD	200-130-803	CABF75UW		Coloured Zinc Chromate, White												20	-
✓	SD	200-130-246	CABS50W	Stainless Steel, PA	Passivation, White	50	67	10	30	34	40	70	M12	588	60	262	40	-
✓	SD	200-130-816	CABS50UW	Stainless Steel, Elastomer (TPE)													230	40
✓	-	200-130-247	CABS75W	Stainless Steel, PA	Passivation, White	75	96	24	35	42	50	85	M16	1176	120	402	20	-
✓	-	200-130-817	CABS75UW	Stainless Steel, Elastomer (TPE)													430	20

Refer to **1** : P.772