

MONOFLAT LIN-X HINGE



LIN-X800



Soft close

MonoFlat LIN-X hinge

	LIN-X800	LIN-X800H
Door Width	750 - 850 mm	
Door Height	Max. 2400 mm	Max. 2980 mm
Door Thickness	24 - 40 mm	
Door Weight	Max. 40 kg per door	
Usage	1 per door (Overlay)	

Features

- **Innovative movement keeps doors discretely out of the way.**
Door closes flush with surrounding walls for a sleek and clean design. No need to do special processing on any wall for grooves or rails. Can be used on aluminium frames (if the frame has a thickness over 120 mm).
- **Whether open or closed, door stays out of the way**
Compared to regular swing doors, has a small radius allowing the space in front of the door to be used effectively.
- **Opens fully for access to entire cabinet.**
Whether installing cabinets or just getting access, the entire cabinet interior is easily accessible.
- **Built-in soft close mechanism**
When the door closes, the internal damper will cause the door to close softly, preventing slamming.
- **4 Way adjustment post installation**
Can be adjusted vertically, horizontally, depth or parallel.
- **Wide amount of applicable cabinets**
Can be used on dual opening, single opening cabinets. Can also be used on L shaped corner spaces.

Parts Included

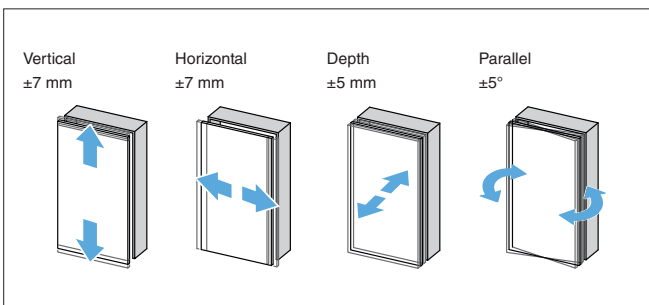
- OTruss head tapping screw 6*25
- Truss head screw M5 x 10
- M5 Square Nut
- One end mouth wrench

Colour Variation

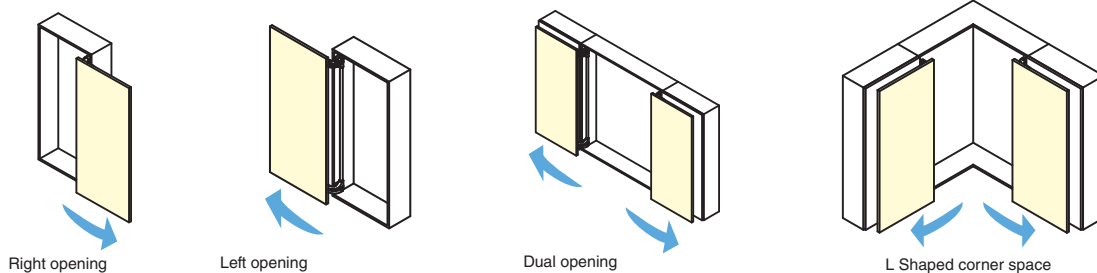


Black

White



•Vertical, Horizontal, Depth and Parallel adjustment possible post-installation.



Video Link



MONO FLAT LIN-X HINGE
If ordering LIN-X800

• Be sure to order..... **Part Set (per door)**

Part Set (per door)

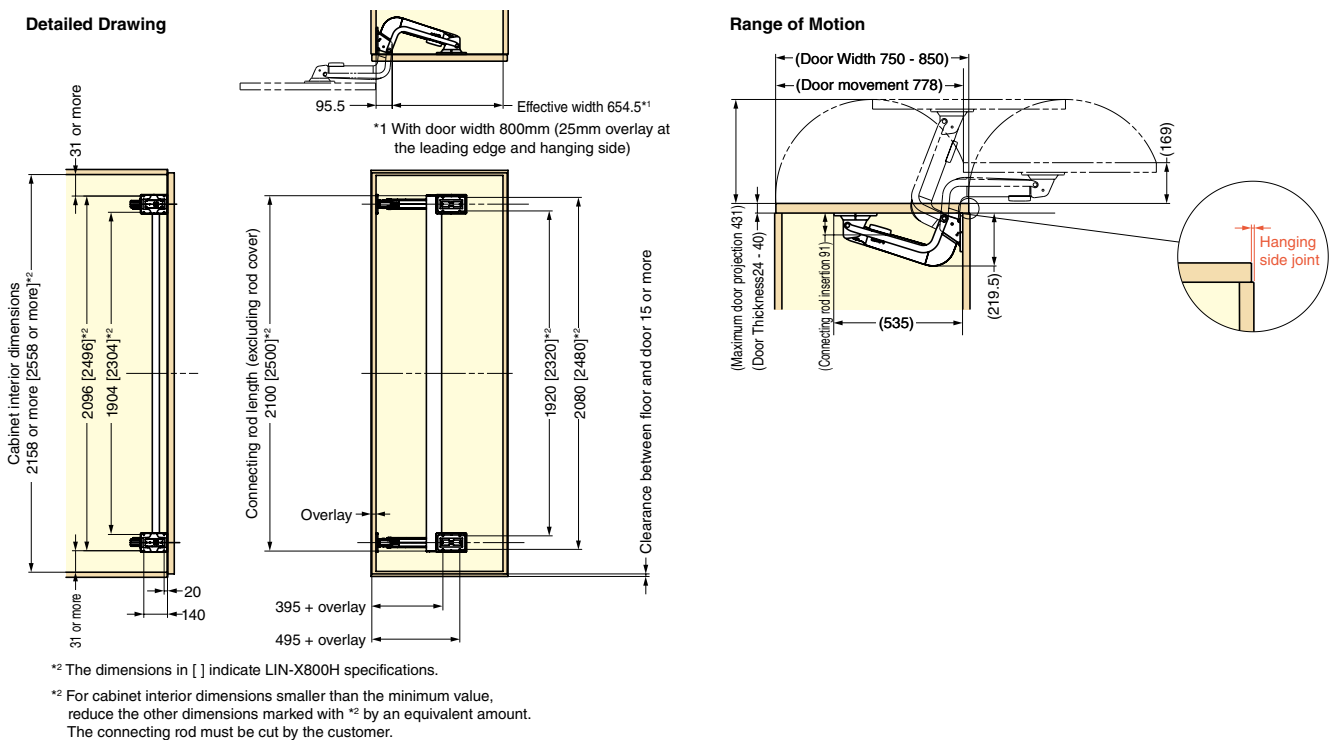
This set must be ordered. Select a suitable set according to the door height.

CAD	Item Code	Item Name	Door Height	Colour	Set Content (for LIN-X800)			
					1 Hinge + 2 3 Washer Cover + 4 Rod Cover		5 Connecting Rod	
					Item Code	Item Name	Item Code	Item Name
2030	250-043-897	LIN-X800-BL-S	2400 mm	Black	250-043-834	LIN-X800-BL	250-043-842	LIN-X80-L2100-BL
2030	250-043-898	LIN-X800-WT-S	or Less	White	250-043-835	LIN-X800-WT	250-043-843	LIN-X80-L2100-SL
2030	250-043-899	LIN-X800H-BL-S	2980 mm	Black	250-043-834	LIN-X800-BL	250-043-844	LIN-X80-L2500-BL
2030	250-043-900	LIN-X800H-WT-S	or Less	White	250-043-835	LIN-X800-WT	250-043-845	LIN-X80-L2500-SL

Part Set Contents

No. Quantity	Parts in Set	Dimensions	Specifications
1 A - B each	Hinge A		<ul style="list-style-type: none"> Material: Steel (SPCC)/ Polyacetal (POM) Finish: Nickel Plating Baked enamel finish
	Hinge B		
2	4 pcs Washer cover (hanging side)		Material: ABS resin
3	4 pcs Washer cover (leading edge)		Material: ABS resin
4	2 pcs Rod cover		Material: Polyacetal (POM)

No. Quantity	Parts in Set	Dimensions	Specifications
5 Either part	Connecting rod		<ul style="list-style-type: none"> Material: Aluminium alloy Finish: Anodised: Black/silver
			<ul style="list-style-type: none"> Material: Aluminium alloy Finish: Anodised: Black/silver




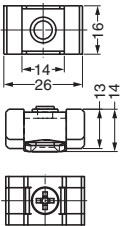
WARDROBE & CABINET DOOR HARDWARE

MONOFLAT LIN-X HINGE

PARTS TABLE




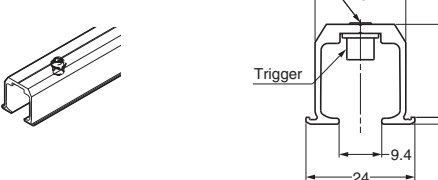
Compatible Products	Name	Dimensions	Specifications	Item Code Item Name	CAD	
FD 35EV	TWO-WAY SOFT CLOSE (Recessed Type) PAT		<p>A two-way soft close in which the damper moves in two stages on the leading edge side and in one stage on the trailing edge side, so that the door gently opens and closes. This recessed type enables the door to be mounted and removed without tools. The door can be adjusted vertically and horizontally through controls at the door edge. Includes nuts to prevent door from bouncing up during close due to spring.</p> <ul style="list-style-type: none"> • Main material: Zinc alloy/polyacetal (POM) • Finish: Coloured chromate finish/grey <p>Included screws: Size 3.8 x 40 cross-recessed pan head tapping screws (3 pcs)</p>	250-033-810 FD35EV-WRH-DSC	-	
	RETROFIT TRIGGER		<p>A trigger to initialize the Two-Way Soft Close mechanism. One is included with the Two-Way Soft Close.</p> <ul style="list-style-type: none"> • Material: Steel • Finish: Coloured chromate finish (trivalent) <p>Included screws: Size 4 x 30 cross-recessed flat head tapping screws (countersunk head diameter 6, chromate finish (trivalent)) (2 pcs)</p>	250-033-814 FD35EV-TRG	-	
	TRIGGER INSTALLATION JIG PAT.P		<p>Included with the Two-Way Soft Close (recessed type) but also available for separate purchase. Read the precautions for installation for information on using this product.</p>	<p>A jig set to install the FD35 retrofit trigger on the rail. One is included with the Two-Way Soft Close.</p> <ul style="list-style-type: none"> • Material: Polyacetal (POM) • Colour: Red 	250-033-815 FD35EV-TRJ	-
	SPANNER			<p>Use to tighten the hex heads of the spring-up prevention nuts in the Upper Roller, Two-Way Soft Close and Single Soft Close. One is included with the Two-Way Soft Close.</p> <ul style="list-style-type: none"> • Material: Steel • Finish: Coloured chromate finish (trivalent) 	250-017-168 FD30-FSP	-
	UPPER ROLLER (compatible with Recessed Type Two-Way Soft Close)			<p>This recessed type enables mounting and removing without using tools, and allows vertical and horizontal adjustment (as viewed from the end of the door). Includes nuts to prevent door from springing up.</p> <ul style="list-style-type: none"> • Material: Zinc alloy/polyacetal (POM) • Finish: Coloured chromate finish/grey <p>Included screws: Size 3.8 x 40 cross-recessed pan head tapping screws (3 pcs)</p>	250-033-812 FD35EV-WRH-N	-
	SINGLE SOFT CLOSE PAT			<p>A single soft close which draws the door in slowly in two stages for safety. This recessed type enables the door to be mounted and removed without using tools, and can be adjusted vertically and horizontally through controls at the door edge. Includes nuts to prevent door from bouncing up during close due to spring.</p> <ul style="list-style-type: none"> • Main Material: Polyacetal (POM) • Colour: Grey <p>Included screws: Size 3.8 x 40 cross-recessed pan head tapping screws (3 pcs)</p>	250-033-811 FD35EV-WRH-SC	-
	SPANNER			<p>Use to tighten the hex heads of the spring-up prevention nuts in the Upper Roller, Two-Way Soft Close and Single Soft Close. One is included with the Single Soft Close.</p> <ul style="list-style-type: none"> • Material: Steel • Finish: Coloured chromate finish (trivalent) 	250-017-168 FD30-FSP	-
	UPPER ROLLER (Recessed Type)			<p>This recessed upper roller enables the door to be mounted and removed without using tools, and to be adjusted vertically and horizontally.</p> <ul style="list-style-type: none"> • Material: Zinc alloy/polyacetal (POM) • Finish: Coloured chromate finish/grey <p>Included screws: Size 3.8 x 40 cross-recessed pan head tapping screws (3 pcs)</p>	250-033-813 FD35EV-WRH	-
	UPPER CATCH			<p>A dedicated upper catch to hold sliding doors closed.</p> <ul style="list-style-type: none"> • Material: Steel/polyacetal (POM) • Finish: Coloured chromate finish/white, grey, dark brown 	White 250-025-698 FD30-HTST-WT Grey 250-019-970 FD30-HTST-GR Dark Brown 250-019-969 FD30-HTST-DB	-
	LOWER GUIDE (with Roller)			<p>A lower guide with a roller.</p> <ul style="list-style-type: none"> • Material: Stainless steel (SUS430)/polyacetal • Colour: Plain/natural <p>Included screws: Size 4 x 20 cross-recessed flat head tapping screws (stainless steel) (4 pcs)</p>	250-029-718 FD50-BGR18	PDF

PARTS TABLE

Compatible Products	Name	Dimensions	Specifications	Item Code Item Name	CAD
FD 35EV	BUMPER BLOCK 		<p>A bumper that can be used with the Two-Way Soft Close or Single Soft Close.</p> <ul style="list-style-type: none"> Material: Steel/ethylene propylene rubber (EPDM) Finish: Coloured chromate finish (trivalent)/grey 	250-034-114 FD35EV-HBB	-

SOFT CLOSE UPPER TRACK

An end plate to cover the end of the top rail and a cleaner to remove shavings left over after cutting the upper track are also available.


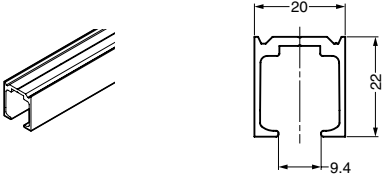

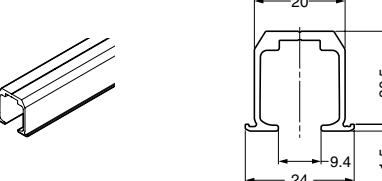
Compatible Products	Name	Dimensions	Specifications	Item Code Item Name	CAD
FD 35EV	<p>SOFT CLOSE UPPER TRACK (Surface mount)</p>   <p>Caution Do not cut the trigger end. This will cause the soft closing mechanism to stop working.</p>	<p>A dedicated soft close trigger is installed for easy mounting. This surface mount upper track has a rail width of 20 mm.</p> <p>*Material Aluminium alloy *Finish Silver: Silver anodised + coating/clear Amber: Amber anodised + coating/clear White: Anodised + coating/white</p> <p>Recommended Screw Size 3.5 x 25 cross-recessed flat head tapping screws</p>	<p>Length 1820 mm</p> <p>Length 2000 mm</p> <p>Length 2730 mm</p> <p>Length 3000 mm</p> <p>Length 3640 mm</p> <p>Length 4000 mm</p>	<p>250-033-825 FD35EV-TRM1820SC-SL</p> <p>250-035-935 FD35EV-TRM2000SC-SL</p> <p>250-033-826 FD35EV-TRM2730SC-SL</p> <p>250-035-936 FD35EV-TRM3000SC-SL</p> <p>250-033-827 FD35EV-TRM3640SC-SL</p> <p>250-035-937 FD35EV-TRM4000SC-SL</p>	-
	<p>SOFT CLOSE UPPER TRACK (Recessed mount)</p>   <p>Caution Do not cut the trigger end. This will cause the soft closing mechanism to stop working.</p>		<p>A dedicated soft close trigger is installed for easy mounting. This recessed upper track has a rail width of 20 mm.</p> <p>*Material Aluminium alloy *Finish Silver: Silver anodised + coating/clear Amber: Amber anodised + coating/clear White: Anodised + coating/white</p> <p>Recommended Screw Size 3.5 x 25 cross-recessed flat head tapping screws</p>	<p>Length 1820 mm</p> <p>Length 2000 mm</p> <p>Length 2730 mm</p> <p>Length 3000 mm</p> <p>Length 3640 mm</p> <p>Length 4000 mm</p>	<p>250-033-843 FD35EV-TRH1820SC-SL</p> <p>250-035-947 FD35EV-TRH2000SC-SL</p> <p>250-033-844 FD35EV-TRH2730SC-SL</p> <p>250-035-948 FD35EV-TRH3000SC-SL</p> <p>250-033-845 FD35EV-TRH3640SC-SL</p> <p>250-035-949 FD35EV-TRH4000SC-SL</p>
				<p>Length 1820 mm</p> <p>Length 2000 mm</p> <p>Length 2730 mm</p> <p>Length 3000 mm</p> <p>Length 3640 mm</p> <p>Length 4000 mm</p>	<p>250-033-828 FD35EV-TRM1820SC-UM</p> <p>250-035-938 FD35EV-TRM2000SC-UM</p> <p>250-033-829 FD35EV-TRM2730SC-UM</p> <p>250-035-939 FD35EV-TRM3000SC-UM</p> <p>250-033-830 FD35EV-TRM3640SC-UM</p> <p>250-035-940 FD35EV-TRM4000SC-UM</p>
			<p>Length 1820 mm</p> <p>Length 2730 mm</p> <p>Length 3640 mm</p>	<p>250-033-831 FD35EV-TRM1820SC-WT</p> <p>250-033-832 FD35EV-TRM2730SC-WT</p> <p>250-033-833 FD35EV-TRM3640SC-WT</p>	-
			<p>Length 1820 mm</p> <p>Length 2000 mm</p> <p>Length 2730 mm</p> <p>Length 3000 mm</p> <p>Length 3640 mm</p> <p>Length 4000 mm</p>	<p>250-033-843 FD35EV-TRH1820SC-SL</p> <p>250-035-947 FD35EV-TRH2000SC-SL</p> <p>250-033-844 FD35EV-TRH2730SC-SL</p> <p>250-035-948 FD35EV-TRH3000SC-SL</p> <p>250-033-845 FD35EV-TRH3640SC-SL</p> <p>250-035-949 FD35EV-TRH4000SC-SL</p>	-
			<p>Length 1820 mm</p> <p>Length 2000 mm</p> <p>Length 2730 mm</p> <p>Length 3000 mm</p> <p>Length 3640 mm</p> <p>Length 4000 mm</p>	<p>250-033-846 FD35EV-TRH1820SC-UM</p> <p>250-035-950 FD35EV-TRH2000SC-UM</p> <p>250-033-847 FD35EV-TRH2730SC-UM</p> <p>250-035-951 FD35EV-TRH3000SC-UM</p> <p>250-033-848 FD35EV-TRH3640SC-UM</p> <p>250-035-952 FD35EV-TRH4000SC-UM</p>	-
			<p>Length 1820 mm</p> <p>Length 2730 mm</p> <p>Length 3640 mm</p>	<p>250-033-849 FD35EV-TRH1820SC-WT</p> <p>250-033-850 FD35EV-TRH2730SC-WT</p> <p>250-033-851 FD35EV-TRH3640SC-WT</p>	-

ARCHITECTURAL
DOOR HARDWARE

TOP MOUNTED SLIDING DOOR

STANDARD UPPER TRACK

An end plate to cover the end of the top rail and a cleaner to remove shavings left over after cutting the upper track are also available.

Compatible Products	Name	Dimensions	Specifications	Item Code Item Name	CAD				
FD 35EV	UPPER TRACK: STANDARD (Surface mount)  	<p>This surface mount upper track has a rail width of 20 mm.</p> <p>•Material Aluminium alloy</p> <p>•Finish Silver: Silver anodised + coating/clear Amber: Amber anodised + coating/clear White: Anodised + coating/white</p> <p>Recommended Screw Size 3.5 x 25 cross-recessed flat head tapping screws</p>	Silver	Length 1820 mm	250-033-816 FD35EV-TRM1820-SL	-			
				Length 2000 mm	250-035-929 FD35EV-TRM2000-SL	-			
				Length 2730 mm	250-033-817 FD35EV-TRM2730-SL	-			
				Length 3000 mm	250-035-930 FD35EV-TRM3000-SL	-			
				Length 3640 mm	250-033-818 FD35EV-TRM3640-SL	-			
				Length 4000 mm	250-035-931 FD35EV-TRM4000-SL	-			
				Amber	Length 1820 mm	250-033-819 FD35EV-TRM1820-UM	-		
					Length 2000 mm	250-035-932 FD35EV-TRM2000-UM	-		
					Length 2730 mm	250-033-820 FD35EV-TRM2730-UM	-		
					Length 3000 mm	250-035-933 FD35EV-TRM3000-UM	-		
					Length 3640 mm	250-033-821 FD35EV-TRM3640-UM	-		
					Length 4000 mm	250-035-934 FD35EV-TRM4000-UM	-		
				White	Length 1820 mm	250-033-822 FD35EV-TRM1820-WT	-		
					Length 2730 mm	250-033-823 FD35EV-TRM2730-WT	-		
					Length 3640 mm	250-033-824 FD35EV-TRM3640-WT	-		
				UPPER TRACK: STANDARD (Recessed mount)  	<p>This recessed upper track has a rail width of 20 mm.</p> <p>•Material Aluminium alloy</p> <p>•Finish Silver: Silver anodised + coating/clear Amber: Amber anodised + coating/clear White: Anodised + coating/white</p> <p>Recommended Screw Size 3.5 x 25 cross-recessed flat head tapping screws</p>	Silver	Length 1820 mm	250-033-834 FD35EV-TRH1820-SL	-
							Length 2000 mm	250-035-941 FD35EV-TRH2000-SL	-
							Length 2730 mm	250-033-835 FD35EV-TRH2730-SL	-
			Length 3000 mm				250-035-942 FD35EV-TRH3000-SL	-	
			Length 3640 mm				250-033-836 FD35EV-TRH3640-SL	-	
			Length 4000 mm				250-035-943 FD35EV-TRH4000-SL	-	
			Amber				Length 1820 mm	250-033-837 FD35EV-TRH1820-UM	-
							Length 2000 mm	250-035-944 FD35EV-TRH2000-UM	-
							Length 2730 mm	250-033-838 FD35EV-TRH2730-UM	-
							Length 3000 mm	250-035-945 FD35EV-TRH3000-UM	-
							Length 3640 mm	250-033-839 FD35EV-TRH3640-UM	-
							Length 4000 mm	250-035-946 FD35EV-TRH4000-UM	-
			White				Length 1820 mm	250-033-840 FD35EV-TRH1820-WT	-
							Length 2730 mm	250-033-841 FD35EV-TRH2730-WT	-
							Length 3640 mm	250-033-842 FD35EV-TRH3640-WT	-


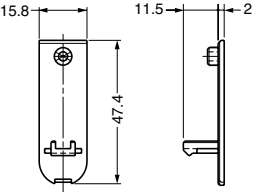
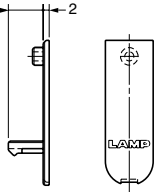
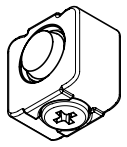
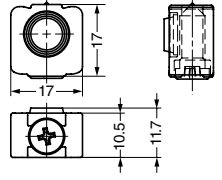
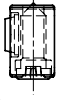

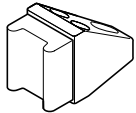
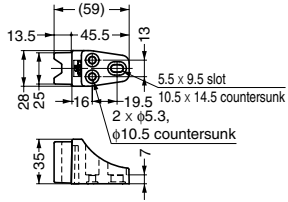
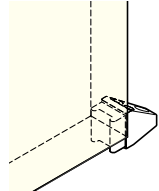


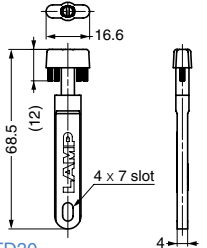
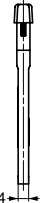
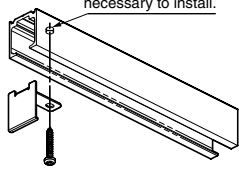
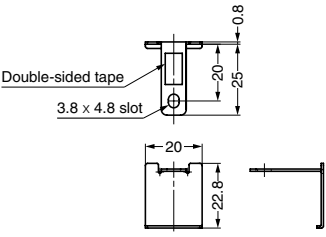

OUTSET PARTS

Compatible Products	Name	Dimensions	Specifications	Item Code Item Name	CAD	
FD 35EV	OUTSET TRIGGER		<p>The retrofit trigger included with the Two-Way Soft Close includes installation screws and nuts for the Outset Upper Track.</p> <ul style="list-style-type: none"> Material: Steel Finish: Coloured chromate finish (trivalent) <p>Trigger (2 pcs) Included: Size 4 x 10 cross-recessed flat head screws (flat head $\phi 6$) (2 pcs) Hex M4 nuts (4 pcs)</p>	250-041-954 FD35EV-TRA-TRG		
	SIDE COVER (for Outset Track) PAT		<p>OUTSET TRACK COVER</p> <ul style="list-style-type: none"> Material: Steel/ABS resin Finish/Colour: Chromate finish/grey, brown, white <p>Included screws: Size 4 x 25 cross-recessed flat head S-Tite screws (flat head $\phi 6$) (4 pcs)</p>	<p>Grey (1 each on left and right)</p> <p>Brown (1 each on left and right)</p> <p>White (1 each on left and right)</p>	250-022-273 FD30-HASC-GR	
	DOOR STOPPER (for Upper Track)		<p>A door stopper that can be installed on the upper track. See the Stacking Dimensions if using an upper track other than the Outset Upper Track.</p> <ul style="list-style-type: none"> Material: Zinc alloy/elastomer Finish/colour: Silver coating/grey <p>Included: Size 4 x 25 cross-recessed pan head tapping screws (2 pcs) Size M4 x 16 cross-recessed pan head screws (2 pcs) Size M4 hex nuts (2 pcs)</p>	250-041-955 FD35EV-TRA-STP		
	DOOR STOPPER (Floor Mount)		<p>A floor mounting door stopper for doors that do not touch the top frame.</p> <ul style="list-style-type: none"> Material: Zinc alloy (ZDC)/elastomer Finish/colour: Coloured chromate finish (trivalent)/grey <p>Included screws: Size 4 x 30 cross-recessed pan head tapping screws (3 pcs)</p>	250-041-956 FD35EV-FSTP		
	ARCHITECTURAL DOOR HARDWARE					

POCKET DOOR PARTS

Compatible Products	Name	Dimensions	Specifications	Item Code Item Name	CAD
FD 35EV	POCKET DOOR TRIGGER (for leading edge)		<p>A trigger for the leading edge of the pocket door.</p> <ul style="list-style-type: none"> Material: Steel Finish: Black chromate finish (trivalent) <p>Included screws: Size 4 x 30 cross-recessed flat head tapping screws (countersunk head diameter 6, black chromate finish (trivalent)) (2 pcs)</p>	250-035-299 FD35EV-TRGPF	-
	POCKET DOOR TRIGGER (for trailing edge)		<p>A trigger for the trailing edge of the pocket door.</p> <ul style="list-style-type: none"> Material: Steel Finish: Black chromate finish (trivalent) <p>Included screws: Size 4 x 30 cross-recessed flat head tapping screws (countersunk head diameter 6, black chromate finish (trivalent)) (2 pcs)</p>	250-035-298 FD35EV-TRGPB	-
TOP MOUNTED SLIDING DOOR					

OPTIONAL ITEMS

Compatible Products	Name	Dimensions	Mounting Example	Specifications	Item Code Item Name	CAD									
FD 35EV	UPPER ROLLER COVER CAP 			<p>A cover cap for the upper roller.</p> <ul style="list-style-type: none"> Material: Polypropylene (PP) Colours: White, light brown, dark brown 	<table border="1"> <tr> <td>White</td> <td>250-020-777 FD50-WRH-CP-WT</td> <td>-</td> </tr> <tr> <td>Light brown</td> <td>250-020-775 FD50-WRH-CP-LBR</td> <td>-</td> </tr> <tr> <td>Dark brown</td> <td>250-020-776 FD50-WRH-CP-DBR</td> <td>-</td> </tr> </table>	White	250-020-777 FD50-WRH-CP-WT	-	Light brown	250-020-775 FD50-WRH-CP-LBR	-	Dark brown	250-020-776 FD50-WRH-CP-DBR	-	
	White	250-020-777 FD50-WRH-CP-WT	-												
	Light brown	250-020-775 FD50-WRH-CP-LBR	-												
	Dark brown	250-020-776 FD50-WRH-CP-DBR	-												
	SPACER BLOCK 			<p>Ideal for sliding doors with a 90° outer corner storage. Can be used with the Two-Way Soft Close (recessed type) if the upper track is recessed in the upper frame. Cannot be used with the Pocket Door Upper Track. See the Outer Corner Spacer Block for an illustration of the storage and details on the installation method.</p> <ul style="list-style-type: none"> Main material: Zinc alloy/polyurethane (PUR) Finish: Coloured chromate finish (trivalent) Included screws Size 4.5 x 40 cross-recessed pan head tapping screw (1 pc) 	<p>250-041-235 FD35EV-HSPB</p>										
	DOOR STOPPER (FLOOR MOUNT) 			<p>A floor mounting door stopper for doors that do not touch the top frame.</p> <ul style="list-style-type: none"> Material: Zinc alloy/rubber Finish: Silver painting/black Included screws Size 4 x 30 cross-recessed binding head tapping screw (3 pcs) 	<p>250-018-497 FD30-HTKY</p>										
CLEANER FOR UPPER TRACK 			<p>A brush for cleaning debris from the FD35EV upper track, such as shavings left over after cutting.</p> <ul style="list-style-type: none"> Material: Polypropylene (PP)/polyamide (PA) Colour: Orange 	<p>250-025-992 FD30-TRC</p>		-									
END PLATE FOR UPPER TRACK 			<p>A cover to conceal the end of the FD35EV upper track.</p> <ul style="list-style-type: none"> Material: Steel (SECC) Finish: Baked acrylic finish Included screws Size 3.5 x 20 cross-recessed pan head tapping screws Caution: Cannot be used with the Pocket Door Upper Track as the cross-sectional dimensions are different. 	<table border="1"> <tr> <td>Silver</td> <td>250-036-278 FD35EV-TREP-SL</td> <td>-</td> </tr> <tr> <td>Amber</td> <td>250-036-279 FD35EV-TREP-UM</td> <td>-</td> </tr> <tr> <td>White</td> <td>250-036-280 FD35EV-TREP-WT</td> <td>-</td> </tr> </table>	Silver	250-036-278 FD35EV-TREP-SL	-	Amber	250-036-279 FD35EV-TREP-UM	-	White	250-036-280 FD35EV-TREP-WT	-		-
Silver	250-036-278 FD35EV-TREP-SL	-													
Amber	250-036-279 FD35EV-TREP-UM	-													
White	250-036-280 FD35EV-TREP-WT	-													

ARCHITECTURAL
DOOR HARDWARE

TOP MOUNTED SLIDING DOOR