

Scharniere *Hinges*

Edelstahlscharniere *Stainless Steel Hinges*


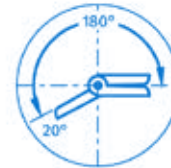
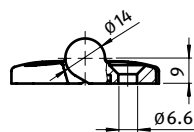
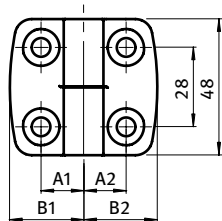
Kombischarniere *Combi Hinges*



EDELSTAHL-KOMBISCHARNIER 25

STAINLESS STEEL COMBI HINGE 25

Ausführung	aushängbar	Model	Detachable
Beschreibung	für Flächenelemente und Aluminiumprofile	Description	To hinge panels or aluminum profiles
Material	Flügel: Edelstahl 1.4401 Achse: Edelstahl 1.4104	Material	Wing: Stainless steel SS316 Axle: Stainless steel SS430 F
Befestigung	vorderseitig mit Senkschrauben M6	Fastening	From the front, using M6 countersunk screws
Liefereinheit	10 Stück	Pack Quantity	10 pieces



Kombischarnier Combi Hinge	A1 [mm]	A2 [mm]	B1 [mm]	B2 [mm]	F _{Amax} [N]	F _{Rmax} [N]	Bezeichnung Description	Gewicht [g] Weight [g]	Teil-Nr. Part #
L: links <i>Left</i>	15.0	15.0	26.0	26.0	625	900	25/25	144.0	095E2525L
R: rechts <i>Right</i>	15.0	15.0	26.0	26.0	625	900	25/25	144.0	095E2525R

