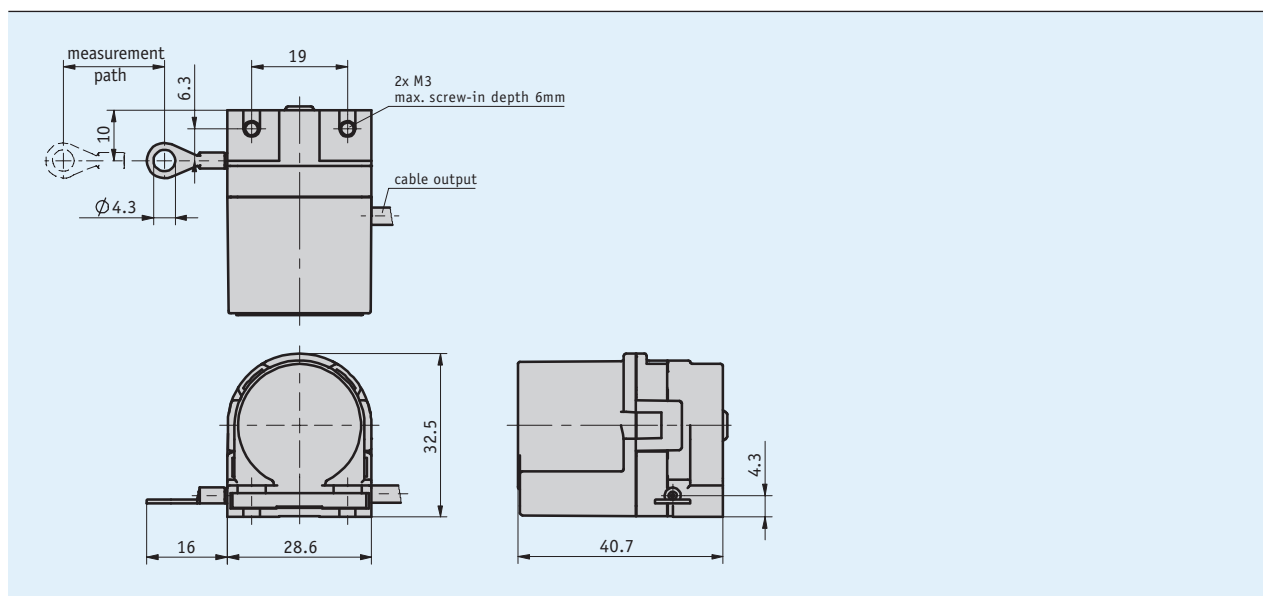


Profile

- Very small design
- Universally applicable thanks to standardized interfaces
- Easy mounting
- Measurement lengths up to max. 600 mm
- Potentiometer, voltage or power output
- Housing made of reinforced plastic



Mechanical data

Feature	Technical data	Additional information
Housing	reinforced plastic	
Wire design	steel wire (stainless steel) $\varnothing 0.36$ mm	plastic coated
Extension force	≥ 3 N	
Absolute accuracy	± 0.35 % (potentiometer)	relating to measuring length (mm)
Cable length	≤ 15 m	P10 encoder type
	≤ 30 m	MWI encoder type
	≤ 20 m	MWU encoder type
Weight	~ 0.06 kg	

Electrical data

■ Encoder potentiometer

Feature	Technical data	Additional information
Power rating	2 W at 70 °C	
Resistance	10 k Ω	
Resistance tolerance	± 5 %	
Linearity tolerance	± 0.25 %	

■ Transducer, power output

Feature	Technical data	Additional information
Operating voltage	24 V DC $\pm 20\%$	at $\leq 500\ \Omega$ load
Output current	4 ... 20 mA	

■ Transducer, voltage output

Feature	Technical data	Additional information
Operating voltage	15 ... 28 V DC	at 3 mA, no load
Output voltage	0 ... 10 V DC	$I_{\text{Load}} \leq 10\ \text{mA}$
Load	$\leq 10\ \text{mA}$	

*Measurement transducers permit optimum adjustment of the output current and output voltage to the measuring range. The measurement transducer is pre-set at the works so that an output signal of 4 ... 20 mA (MWI) or 0 ... 10 V DC (MWU) is available.

System data

Feature	Technical data	Additional information
Repeat accuracy	$\pm 0.15\ \text{mm}$	
Travel speed	$\leq 800\ \text{mm/s}$	

Ambient conditions

Feature	Technical data	Additional information
Ambient temperature	-10 ... 80 °C	
Relative humidity		condensation inadmissible
Protection category	IP50 (encoder part)	EN 600529; with cable connected in the factory

Pin assignment

■ Potentiometric outputs P10

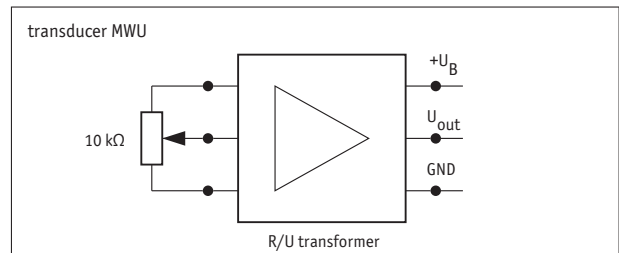
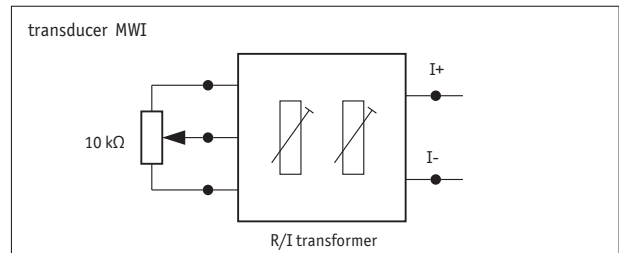
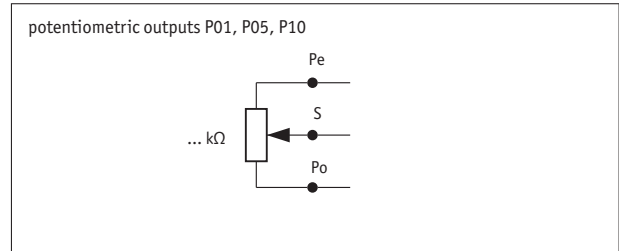
Signal	E1 (terminal)
Po	brown
Pe	white
S	green

■ MWI transducer

Signal	Cable color
I+	brown
I-	white

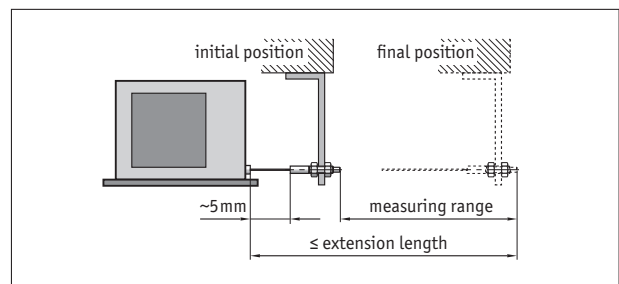
■ MWU transducer

Signal	Cable color
+24 V DC	brown
GND	white
U _{out}	green



Hint for mounting

When securing the wire it must be ensured that the wire is straight and vertical in relation to the wire outlet. Recommendation: Only select the starting position after an unwound length of approx. 5 mm. This prevents the wire hitting the end stop when it is rewound.



symbolic depiction

Order

Ordering table

Feature	Ordering data	Specification	Additional information
Measuring range	300M	300 mm	Transducer setting, only with MWI or MWU encoder types
	600	600 mm	
Encoder type	P10	potentiometer with 10 kΩ	
	MWI	transducer 4 ... 20 mA	
	MWU	transducer 0 ... 10 V	
		others on request	
Cable length	OK	without cable	
	0.5	0.5 m	
	...	1 ... 15 m, in steps of 1 m	

Order key

SG5 - - -

Scope of delivery: SG5

Accessories:
Electronic display MA50
Guide roller UR

www.siko-global.com
www.siko-global.com