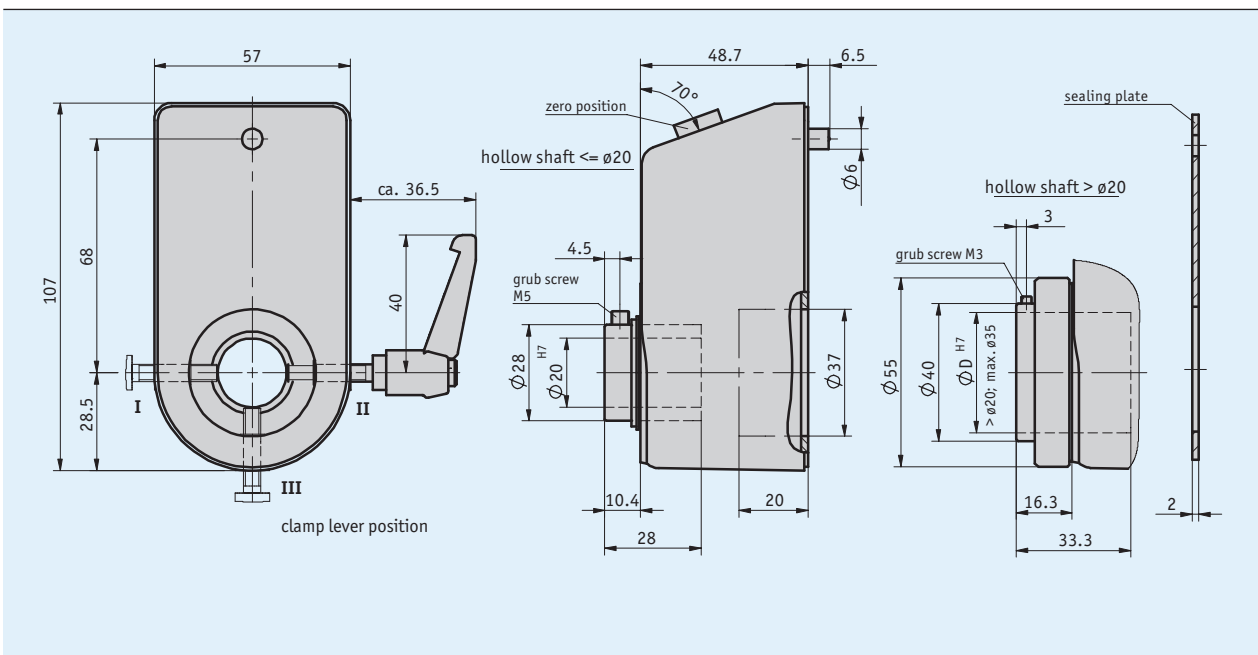


### Profile

- Extremely sturdy design in a metal housing
- Hollow shaft, max.  $\varnothing$  35 mm
- Counter with 4 or 5 decades
- with zeroing function
- Clamp lever integrated in the design
- Stainless-steel driving shaft as an option
- Reversible counting direction



### Mechanical data

Feature	Technical data	Additional information
Housing	zinc die-cast	
Counter	4 decades, fine reading	
Digit height	~4.5 mm	
Weight	0.07 kg	

■ **max. speed**

Display (after 1st revolution)	max. speed [rpm] with zero position	max. speed [rpm] without zero position
(0)0010	500	500 (1200)
(0)0020	250	500 (600)
(0)0025	200	480
(0)0030	165	400
(0)0040	125	300
(0)0050	100	240
(0)0060	85	200
(0)0080	60	150
(0)0100	50	120

**Formula:**

*with zero position*

$$\text{max. speed} = \frac{5000}{\text{indication after 1st revolution}}$$

*without zero position*

$$\text{max. speed} = \frac{12000}{\text{indication after 1st revolution}}$$



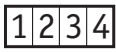
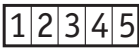
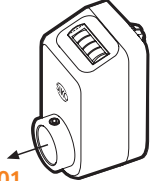
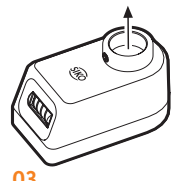
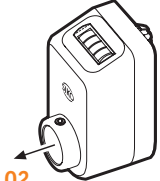


Speeds >500 rpm must only be run for short periods.

### Ambient conditions

Feature	Technical data	Additional information
Ambient temperature	0 ... 80 °C	

### Order

#### Ordering information

Display	Mounting position with zero position		Mounting position without zero position		Counting direction
 	 <b>01</b>	 <b>03</b>	 <b>02</b>	 <b>04</b>	

Hint: Texts highlighted in orange color are ordering features

#### Ordering table

Feature	Ordering data	Specification	Additional information
Mounting position	<b>01</b>	A with zero position	see the icons illustrating the mounting positions
	<b>02</b>	A without zero position	see the icons illustrating the mounting positions
	<b>03</b>	with zero position	see the icons illustrating the mounting positions
	<b>04</b>	without zero position	see the icons illustrating the mounting positions
Counter/digits	<b>4</b>	B 4 decades	
	<b>5</b>	B 5 decades	
Indication after 1st revolution	...	C 10, 16, 20, 30, 40, 50, 60, 80, 100	
		others on request	
Decimal place	<b>0</b>	D 0 = 00000	only with 5 decades
	<b>1</b>	D 1 = 0000.0	
	<b>2</b>	2 = 000.00	only with 5 decades
	<b>3</b>	3 = 00.000	only with 5 decades
	<b>4</b>	4 = 0.0000	only with 5 decades
Counting direction	<b>i</b>	E clockwise ascending values	
	<b>e</b>	counter-clockwise ascending values	
	<b>e/i</b>	can be adjusted by the customer	by opening the housing
Hollow shaft/diameter	...	F 35, 20	
	...	VA20	stainless steel
	...	RH10, RH12, RH14, RH16, RH18	reducing bushes
Color	<b>0</b>	G orange RAL 2004	
	<b>S</b>	black RAL 9005	
Clamp lever/position	<b>OKL</b>	H without locking lever	
	<b>I</b>	position I	
	<b>II</b>	position II	
	<b>III</b>	position III	

#### Order key



Scope of delivery: DA08

Accessories:  
Reduction sleeve RH

[www.siko-global.com](http://www.siko-global.com)