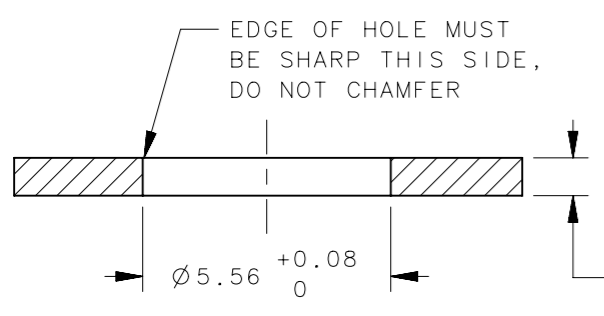
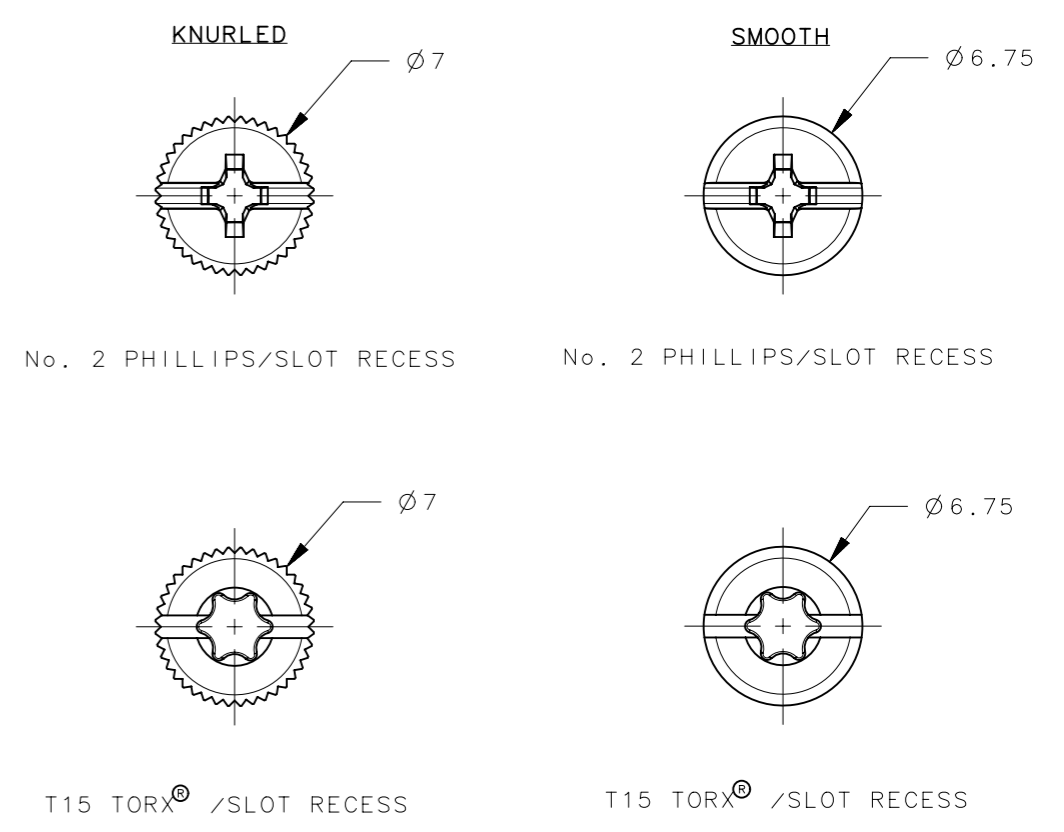
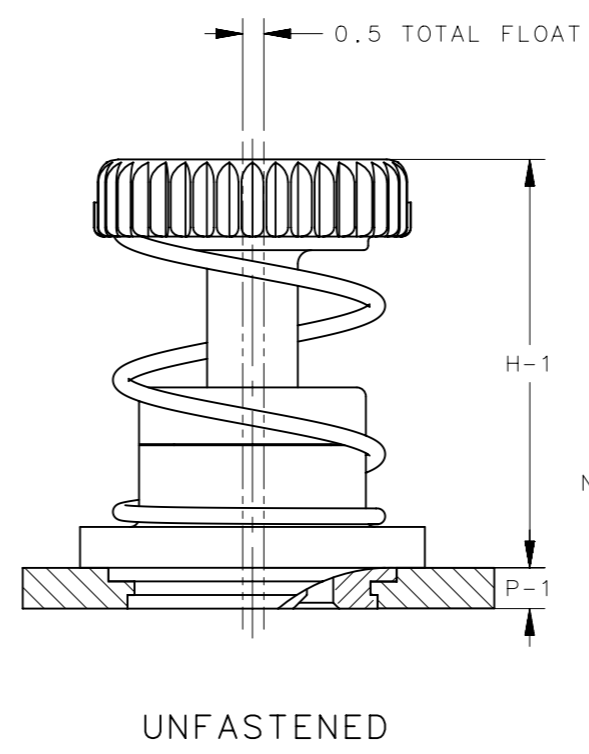
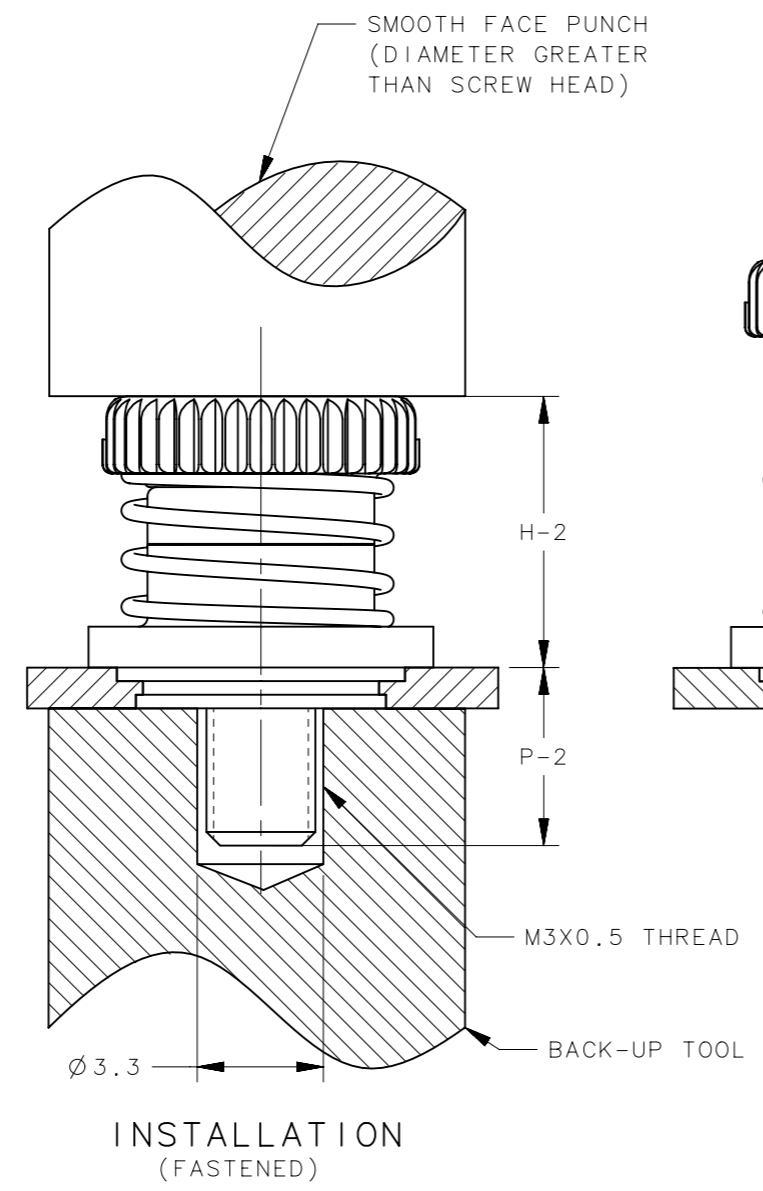
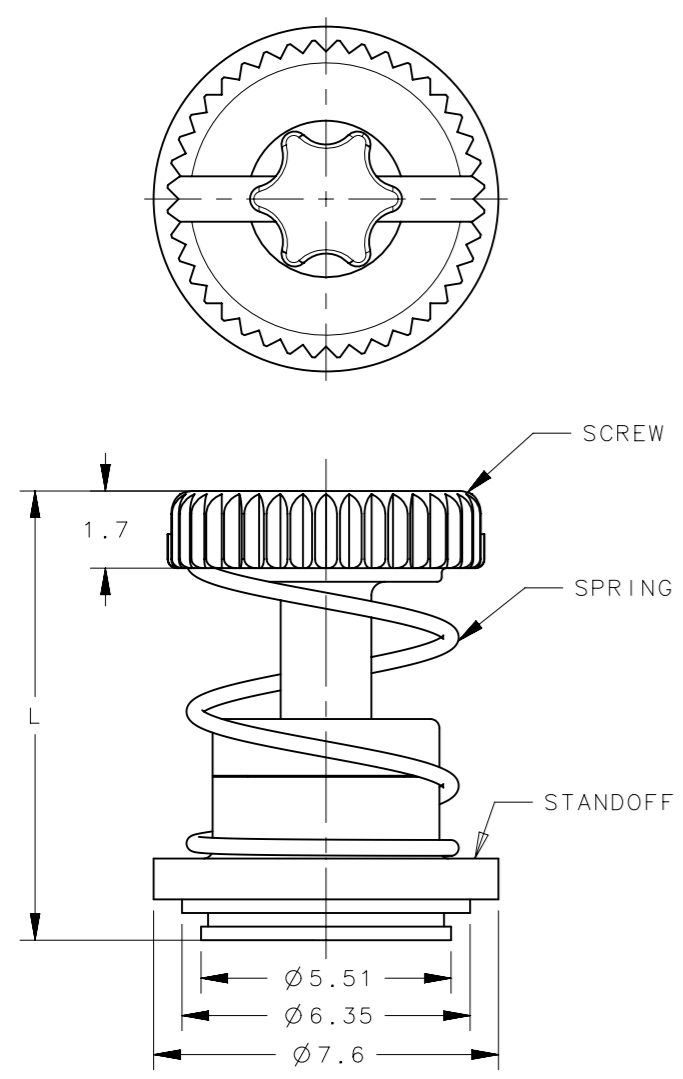


REVISION HISTORY			
REV	DATE	BY	DESCRIPTION
C	13JUN2017	CJ/JQ	PRN: P2017-1086

TORX® IS A REGISTERED TRADEMARK OF ACUMENT™ INTELLECTUAL PROPERTIES,LLC.

PART NUMBER 52-A37-51-4 SHOWN

SCALE 1:1



PANEL PREPARATION

- NOTES:
- A. MATERIAL AND FINISH: RoHS COMPLIANT  
 SCREW: STEEL, HARDENED, ZINC PLATE PLUS SEALER  
 SPRING: 300 SERIES STAINLESS STEEL, PASSIVATED  
 STANDOFF: STEEL, ZINC PLATE, CHROMATE PLUS SEALER
  - B. INSTALLATION INSTRUCTIONS:  
 1. PREPARE HOLE IN PANEL AS SHOWN OUTSIDE EDGE MUST BE SHARP, DO NOT CHAMFER.  
 2. PUNCH SURFACE AND BACK-UP SURFACE MUST REMAIN PARALLEL DURING INSTALLATION. A HARDENED STEEL BACK-UP TOOL WITH A CLEARANCE HOLE AS SHOW, IS RECOMMENDED.  
 3. PRESS THE ASSEMBLY INTO THE PANEL.
  - C. RECOMMENDED MAXIMUM TORQUE OF 60 N-cm.
  - D. COSMETIC SPECIFICATION: ALL SURFACES(UNLESS OTHERWISE SPECIFIED) ARE TO BE PER SOUTHCO SPECIFICATION S-121-02 AND S-121-04, CLASS B

- \*X\* SCREW RECESS AND KNOB STYLE
- 7 - KNURLED, T15 TORX/SLOT RECESS
  - 8 - SMOOTH, T15 TORX/SLOT RECESS
  - 9 - KNURLED, No.2 PHILLIPS/SLOT RECESS
  - A - SMOOTH, No.2 PHILLIPS/SLOT RECESS

52-A3X-51-4	9.9	9	6.0	0.9	3.9
PART NUMBER	L	H-1	H-2	P-1	P-2
THIRD ANGLE PROJECTION					
MILLIMETERS [IN]					
TOLERANCES UNLESS OTHERWISE NOTED		DESCRIPTION			
UP TO 0.5 ±0.1		No.52 LOW PROFILE CAPTIVE FASTENER			
OVER 0.5 UP TO 6 ±0.2		PRESS-IN STYLE, M3 THREAD			
OVER 6 UP TO 30 ±0.4		SIZE	SYSTEM	DWG NO.	
OVER 30 ±0.6		A3	NX	J-52-3-A-M3	
ANGLES ±5°		DRAWN BY		DATE	SHEET
PER ASME Y14.5M-1994		MAL		28APR2016	1 OF 1