
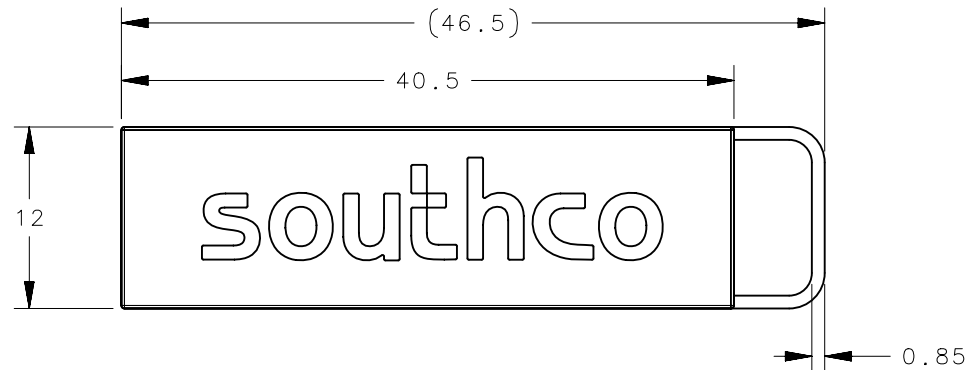
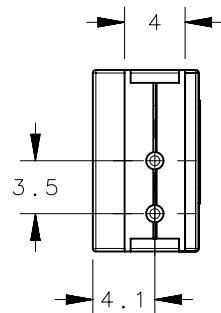
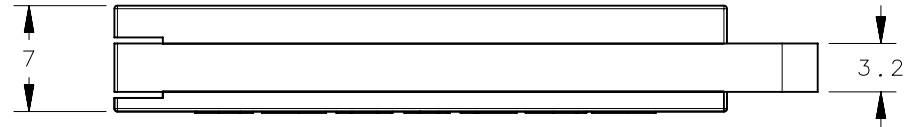


| REVISION HISTORY | | | |
|------------------|-----------|---------|-----------------|
| REV | DATE | BY | DESCRIPTION |
| D | 07NOV2017 | DKM/DMS | PRN: P2017-2731 |



SCALE 1:1



| | | | | | | | | | | | | | |
|--|-----------|---|--------|--|--|----------|--------|---------|-------|---------|-----------|-----|--------|
| SC-A30-10 | | USER KEY | | COLOR: BLACK WITH SOUTHCO LOGO | | | | | | | | | |
| PART NUMBER | | FUNCTION | | NOTES | | | | | | | | | |
| | | THIRD ANGLE PROJECTION | | CONNECT • CREATE • INNOVATE | | | | | | | | | |
| | | MILLIMETERS [IN] | | | | | | | | | | | |
| SURFACE AREA | | TOLERANCES UNLESS OTHERWISE NOTED | | DESCRIPTION USER KEY | | | | | | | | | |
| VOLUME | | ALL DIMENSIONS WITHOUT TOLERANCES ARE FOR REFERENCE ONLY. | | <table border="1"> <tr> <td>SIZE</td> <td>SYSTEM</td> <td>DWG NO.</td> </tr> <tr> <td>A4</td> <td>NX</td> <td>J-SC-A30</td> </tr> </table> | | SIZE | SYSTEM | DWG NO. | A4 | NX | J-SC-A30 | | |
| SIZE | SYSTEM | DWG NO. | | | | | | | | | | | |
| A4 | NX | J-SC-A30 | | | | | | | | | | | |
| <small>PROPRIETARY ITEM EXCEPT FOR USES EXPRESSLY GRANTED IN WRITING, INFORMATION DISCLOSED HEREON IS CONFIDENTIAL AND ALL RIGHTS, PATENT AND OTHERWISE, ARE RESERVED BY SOUTHCO, INC.</small> | | PER ASME Y14.5M-1994 | | <table border="1"> <tr> <td>DRAWN BY</td> <td>DATE</td> <td>SCALE</td> <td>SHEET</td> </tr> <tr> <td>DJK/ZNP</td> <td>05DEC2013</td> <td>2:1</td> <td>1 OF 1</td> </tr> </table> | | DRAWN BY | DATE | SCALE | SHEET | DJK/ZNP | 05DEC2013 | 2:1 | 1 OF 1 |
| DRAWN BY | DATE | SCALE | SHEET | | | | | | | | | | |
| DJK/ZNP | 05DEC2013 | 2:1 | 1 OF 1 | | | | | | | | | | |