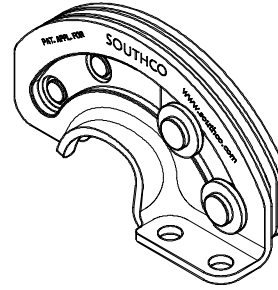
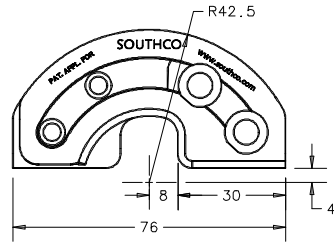
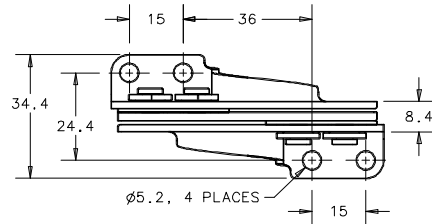




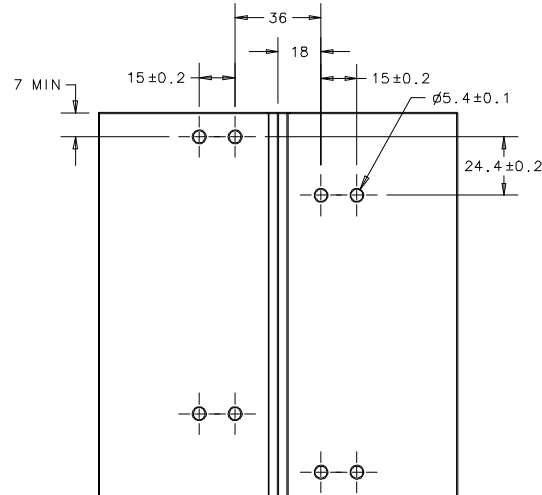
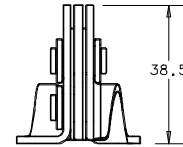
SOUTHCO[®]

NOTE A: PART NUMBER MATERIAL & FINISH

R6-20-11	STEEL, ZINC PLATE
R6-20-23	300 SERIES STAINLESS STEEL, NATURAL

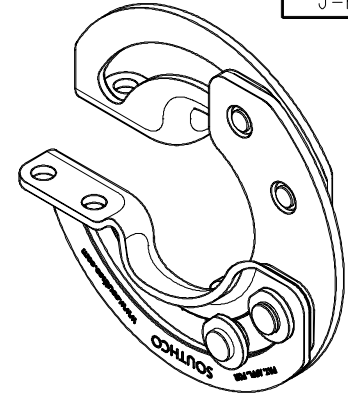


CLOSED
POSITION



PANEL PREPARATIONS

1. MAX PANEL THICKNESS 4mm.
2. PREPARE DOOR AND FRAME AS SHOWN.
3. INSTALL USING M5 OR No. 10 HARDWARE (NOT SUPPLIED) OR BY WELDING.



OPEN
POSITION

