



# NY NYLATCH Panel Fastener

Push / pull style

- Simple reusable panel fastener
- Multiple styles and sizes
- Non-conductive and non-corrosive materials

### Material and Finish

Grommet: Polycarbonate, black or white, or polysulfone, black

Plunger: Nylon, black or white, or polyester, black

### Performance Details

Ultimate shear load:

4.8 (3/16): 200 N (45 lbf)

6.4 (1/4): 330 N (75 lbf)

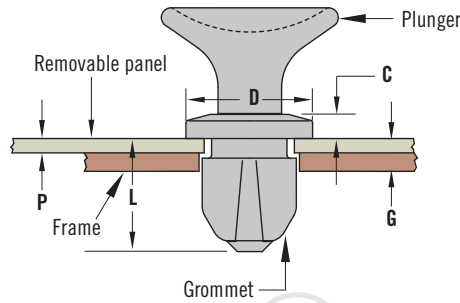
7.9 (5/16): 667 N (150 lbf)

Max. operating temperature:

85°C (185°F)

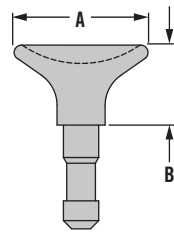
Flammability rating:

See part number selection

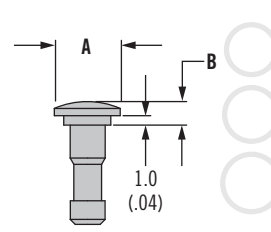


Head Style Code	Plunger Size					
	4.8 (3/16)		6.4 (1/4)		7.9 (5/16)	
	A	B	A	B	A	B
Easy Grip	12.7 (.50)	8.1 (.32)	14.4 (.57)	8.6 (.34)	16.0 (.63)	9.6 (.38)
Low Profile	6.6 (.26)	2.5 (.10)	7.1 (.28)	2.5 (.10)	7.6 (.30)	2.8 (.11)
Mini Grip	6.3 (.25)	6.6 (.26)	8.1 (.32)	7.1 (.28)	9.6 (.38)	7.6 (.30)

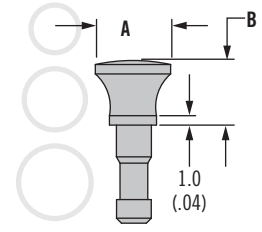
### H Easy Grip



### H Low Profile



### H Mini Grip



### 3/16" Sizes $\varnothing$ 4.8 (.188) ACTUAL SIZE

Sheet Capacity		Dimensions			Length Number	
G Range	P Max.	C Max.	L Max.	$\varnothing$ D	G Grommet	L Plunger
1.4 - 3.9 (.056 - .153)	1.0 (.042)	1.6 (.065)	8.4 (.330)	6.5 (.255)	-31	-32
2.0 - 4.5 (.079 - .176)	1.6 (.065)	1.3 (.050)	8.8 (.346)		-32	-32
2.8 - 5.3 (.112 - .209)	2.5 (.098)		9.9 (.390)		-33	-33
3.9 - 6.3 (.152 - .249)	3.5 (.138)		10.9 (.430)		-34	-34

### 1/4" Sizes $\varnothing$ 6.4 (.250)

Sheet Capacity		Dimensions			Length Number	
G Range	P Max.	C Max.	L Max.	$\varnothing$ D	G Grommet	L Plunger
1.5 - 3.8 (.059 - .148)	1.0 (.042)	2.0 (.079)	9.4 (.371)	8.5 (.336)	-41	-42
2.1 - 4.4 (.084 - .173)	1.6 (.065)	1.6 (.064)	9.8 (.386)		-42	-42
3.0 - 5.3 (.118 - .207)	2.5 (.098)		10.9 (.430)		-43	-43
4.6 - 6.9 (.182 - .271)	4.1 (.162)		12.5 (.494)		-44	-44

### 5/16" Sizes $\varnothing$ 7.9 (.313)

Sheet Capacity		Dimensions			Length Number	
G Range	P Max.	C Max.	L Max.	$\varnothing$ D	G Grommet	L Plunger
1.5 - 3.8 (.059 - .148)	1.0 (.042)	2.4 (.095)	9.4 (.371)	10.7 (.420)	-51	-52
2.1 - 4.4 (.084 - .173)	1.6 (.065)	2.0 (.080)	9.8 (.386)		-52	-52
3.0 - 5.3 (.118 - .207)	2.5 (.098)		10.9 (.430)		-53	-53
4.6 - 6.9 (.182 - .271)	4.1 (.162)		12.5 (.494)		-54	-54
5.8 - 8.1 (.230 - .319)	5.3 (.210)		13.8 (.542)		-55	-55

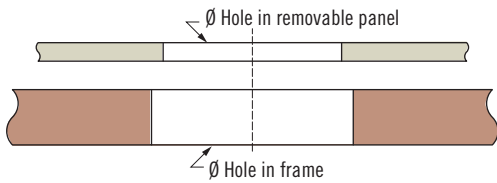
Dimensions in millimeters (inch) unless otherwise stated



[www.southco.com/NY](http://www.southco.com/NY)

# NY NYLATCH Panel Fastener

## Push / pull style



Size	Ø Removable Panel Hole	Ø Frame Hole
4.8 (3/16)	4.57 - 4.65 (.180 - .183)	4.8 - 4.88 (.189 - .192)
6.4 (1/4)	6.04 - 6.15 (.238 - .242)	6.35 - 6.45 (.250 - .254)
7.9 (5/16)	7.47 - 7.59 (.294 - .299)	8.03 - 8.2 (.316 - .323)

### Part Number Selection

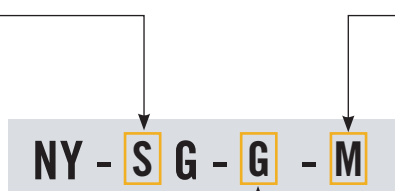
Order grommet and plunger separately

Plunger and grommet size code must match

#### Grommet Part Number

**S** Size code

- 3 Ø 4.8 (.188)
- 4 Ø 6.4 (.250)
- 5 Ø 7.9 (.313)



**M** Material and finish

- 20 Polycarbonate (UL 94 V-2) black
- 10 Polycarbonate (UL 94 V-2) white
- 30 Polysulfone (UL 94 V-0) black

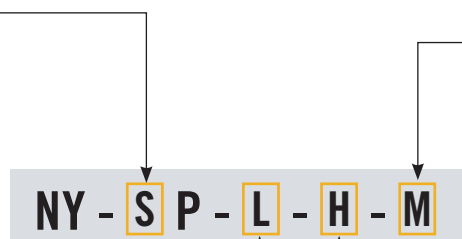
**G** Grommet length

Grommet length number  
(See grommet and plunger tables on page 154)

#### Plunger Part Number

**S** Size code

- 3 Ø 4.8 (.188)
- 4 Ø 6.4 (.250)
- 5 Ø 7.9 (.313)



**M** Material and finish

- 50 Nylon (UL 94 V-2) black
- 51 Nylon (UL 94 V-2) white
- 60 Polyester (UL 94 V-0) black

**L** Plunger length

Plunger length number  
(See grommet and plunger tables on page 154)

**H** Head style

- 1 Easy grip
  - 3 Low profile
  - 4 Mini grip
- (Refer to the plunger length table for the head style availability)